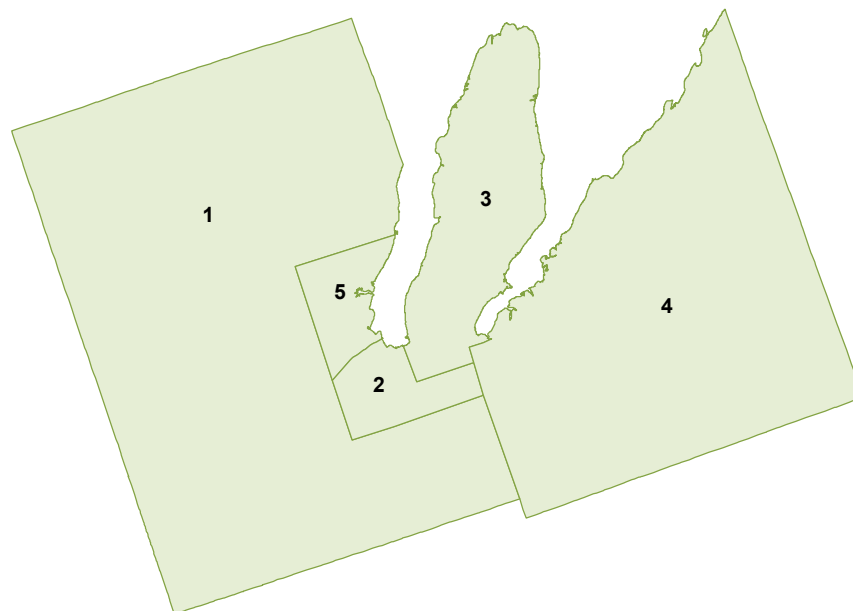
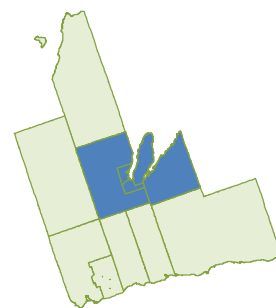


# TOWNSHIP OF SCUGOG



## HOUSEHOLD CHARACTERISTICS

Households	Dwelling Type			Household Size					Number of Available Vehicles					Household Averages				
	House	Townhouse	Apartment	1	2	3	4	5+	0	1	2	3	4+	Persons	Workers	Drivers	Vehicles	Trips/day
8,100	94%	1%	5%	14%	42%	19%	17%	8%	3%	23%	45%	20%	8%	2.7	1.4	2.1	2.1	5.9

## POPULATION CHARACTERISTICS

Population	Age							Daily Trips per Person (age 11+)	Daily Work Trips per Worker	Population	Employment Type			Student	Licenced	Transit
	0 - 10	11 - 15	16 - 25	26 - 45	46 - 64	65+	Median				Full Time	Part Time	At Home			
21,600	9%	8%	14%	19%	33%	18%	46.3	2.4	0.73	10,800	38%	6%	7%	21%	76%	3%

## TRIPS MADE BY RESIDENTS OF TOWNSHIP OF SCUGOG

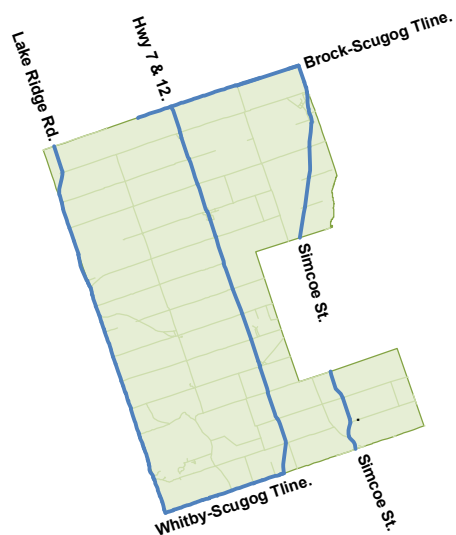
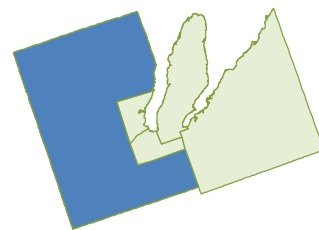
Time Period	Trips	% 24 hr	Trip Purpose				Mode of Travel						Median Trip Length (km)			
			HB-W	HB-S	HB-D	N-HB	Driver	Pass.	Transit	GO Train	Wlk & Cy	Other	Driver	Pass.	Transit	GO Train
6-9 AM	10,200	21.4%	44%	25%	20%	11%	70%	11%	*	1%	4%	13%	15.0	7.4	*	58.7
24 Hours	47,800		30%	11%	42%	17%	75%	15%	1%	1%	3%	6%	10.9	8.9	19.0	58.6

## TRIPS TO TOWNSHIP OF SCUGOG

Time Period	Trips	% 24 hr	Trip Purpose				Mode of Travel						Median Trip Length (km)			
			Work	School	Home	Other	Driver	Pass.	Transit	GO Train	Wlk & Cy	Other	Driver	Pass.	Transit	GO Train
6-9 AM	7,400	17.9%	37%	29%	10%	24%	65%	12%	*	*	6%	16%	10.2	3.3	*	*
24 Hours	41,100		12%	5%	48%	35%	74%	16%	0%	0%	3%	6%	10.2	7.9	21.6	57.8

# TOWNSHIP OF SCUGOG

## WARD 1



### HOUSEHOLD CHARACTERISTICS

Households	Dwelling Type			Household Size					Number of Available Vehicles					Household Averages				
	House	Townhouse	Apartment	1	2	3	4	5+	0	1	2	3	4+	Persons	Workers	Drivers	Vehicles	Trips/day
2,300	99%	1%	1%	12%	35%	22%	17%	14%	2%	14%	41%	29%	13%	2.9	1.7	2.2	2.5	6.7

### POPULATION CHARACTERISTICS

POPULATION CHARACTERISTICS																
Population	Age							Daily Trips per Person (age 11+)	Daily Work Trips per Worker	Population	Employment Type			Student	Licenced	Transit
	0 - 10	11 - 15	16 - 25	26 - 45	46 - 64	65+	Median				Full Time	Part Time	At Home			
Male											22%	77%	2%			
3,200	36%	6%	12%	Female												
6,700	9%	10%	15%	20%	33%	13%	43.7	2.5	0.67	3,600	28%	19%	3%	25%	76%	2%

### TRIPS MADE BY RESIDENTS OF TOWNSHIP OF SCUGOG - WARD 1

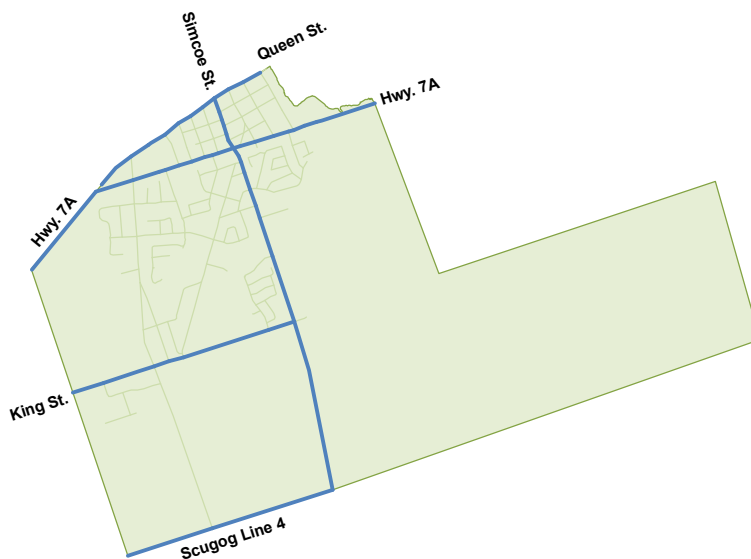
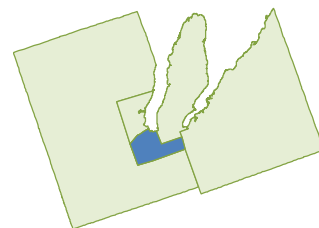
Time Period	Trips	% 24 hr	Trip Purpose				Mode of Travel						Median Trip Length (km)			
			HB-W	HB-S	HB-D	N-HB	Driver	Pass.	Transit	GO Train	W/lk & Cy	Other	Driver	Pass.	Transit	GO Train
6-9 AM	3,200	20.4%	44%	29%	18%	8%	67%	8%	*	2%	*	22%	17.4	10.6	*	55.2
24 Hours	15,500		28%	12%	44%	16%	74%	15%	0%	1%	1%	9%	11.5	9.7	7.0	55.2

### TRIPS TO TOWNSHIP OF SCUGOG - WARD 1

Time Period	Trips	% 24 hr	Trip Purpose				Mode of Travel						Median Trip Length (km)			
			Work	School	Home	Other	Driver	Pass.	Transit	GO Train	W/lk & Cy	Other	Driver	Pass.	Transit	GO Train
6-9 AM	1,000	10.0%	78%	*	9%	10%	96%	*	*	*	*	*	12.3	*	*	*
24 Hours	10,400		13%	*	62%	25%	76%	17%	*	1%	*	6%	12.2	8.8	*	55.2

# TOWNSHIP OF SCUGOG

## WARD 2



### HOUSEHOLD CHARACTERISTICS

Households	Dwelling Type			Household Size					Number of Available Vehicles					Household Averages				
	House	Townhouse	Apartment	1	2	3	4	5+	0	1	2	3	4+	Persons	Workers	Drivers	Vehicles	Trips/day
1,700	93%	0%	7%	17%	38%	23%	21%	1%	3%	28%	46%	16%	7%	2.5	1.4	2.1	2.0	5.9

### POPULATION CHARACTERISTICS

Population	Age							Daily Trips per Person (age 11+)	Daily Work Trips per Worker	Population	Employment Type			Student	Licenced	Transit
	0 - 10	11 - 15	16 - 25	26 - 45	46 - 64	65+	Median				Full Time	Part Time	At Home			
4,400	9%	5%	12%	21%	33%	20%	46.9	2.5	0.75	2,000	29%	18%	5%	14%	84%	*

### TRIPS MADE BY RESIDENTS OF TOWNSHIP OF SCUGOG - WARD 2

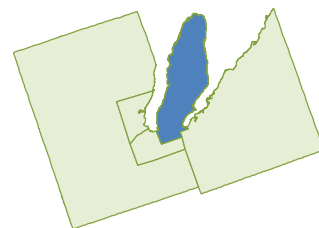
Time Period	Trips	% 24 hr	Trip Purpose				Mode of Travel						Median Trip Length (km)			
			HB-W	HB-S	HB-D	N-HB	Driver	Pass.	Transit	GO Train	Wlk & Cy	Other	Driver	Pass.	Transit	GO Train
6-9 AM	1,900	18.6%	55%	21%	16%	8%	71%	15%	*	*	11%	*	14.3	1.4	*	*
24 Hours	10,200		32%	9%	42%	16%	76%	17%	*	1%	5%	*	3.1	2.6	*	47.6

### TRIPS TO TOWNSHIP OF SCUGOG - WARD 2

Time Period	Trips	% 24 hr	Trip Purpose				Mode of Travel						Median Trip Length (km)			
			Work	School	Home	Other	Driver	Pass.	Transit	GO Train	Wlk & Cy	Other	Driver	Pass.	Transit	GO Train
6-9 AM	1,900	15.1%	44%	17%	7%	32%	73%	14%	*	*	*	9%	9.7	7.1	*	*
24 Hours	12,200		14%	3%	35%	49%	77%	16%	*	*	4%	2%	3.6	6.7	*	*

# TOWNSHIP OF SCUGOG

## WARD 3



### HOUSEHOLD CHARACTERISTICS

Households	Dwelling Type			Household Size					Number of Available Vehicles					Household Averages				
	House	Townhouse	Apartment	1	2	3	4	5+	0	1	2	3	4+	Persons	Workers	Drivers	Vehicles	Trips/day
700	98%	0%	2%	9%	52%	7%	32%	0%	0%	11%	62%	14%	13%	2.6	1.5	2.2	2.3	5.3

### POPULATION CHARACTERISTICS

Population	Age							Daily Trips per Person (age 11+)	Daily Work Trips per Worker	Population	Employment Type			Student	Licenced	Transit
	0 - 10	11 - 15	16 - 25	26 - 45	46 - 64	65+	Median				Full Time	Part Time	At Home			
1,900	8%	5%	14%	20%	34%	20%	50.0	2.2	0.74	1,000	35%	7%	9%	10%	86%	*

### TRIPS MADE BY RESIDENTS OF TOWNSHIP OF SCUGOG - WARD 3

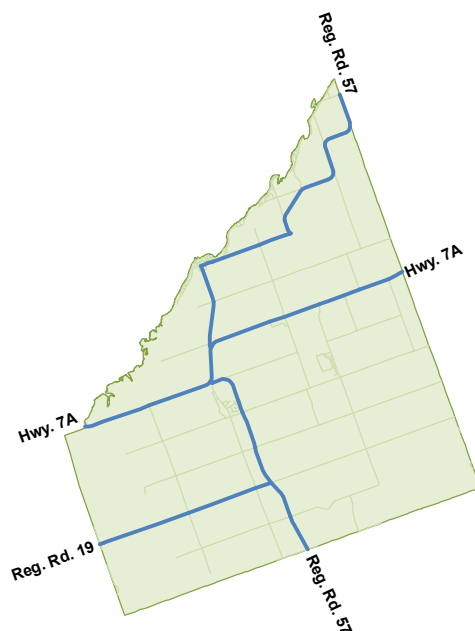
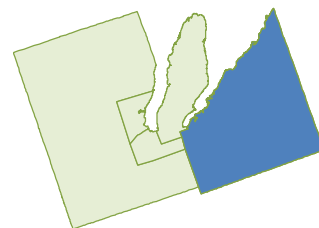
Time Period	Trips	% 24 hr	Trip Purpose				Mode of Travel						Median Trip Length (km)			
			HB-W	HB-S	HB-D	N-HB	Driver	Pass.	Transit	GO Train	W/lk & Cy	Other	Driver	Pass.	Transit	GO Train
6-9 AM	1,000	25.9%	53%	17%	23%	7%	78%	11%	*	*	*	*	11.2	3.8	*	*
24 Hours	3,800		34%	8%	41%	16%	78%	13%	*	*	*	5%	11.7	10.0	*	*

### TRIPS TO TOWNSHIP OF SCUGOG - WARD 3

Time Period	Trips	% 24 hr	Trip Purpose				Mode of Travel						Median Trip Length (km)			
			Work	School	Home	Other	Driver	Pass.	Transit	GO Train	W/lk & Cy	Other	Driver	Pass.	Transit	GO Train
6-9 AM	300	11.4%	42%	*	36%	22%	86%	*	*	*	*	*	10.1	*	*	*
24 Hours	2,900		18%	*	56%	25%	77%	16%	*	*	*	4%	22.3	28.5	*	*

# TOWNSHIP OF SCUGOG

## WARD 4



### HOUSEHOLD CHARACTERISTICS

Households	Dwelling Type			Household Size					Number of Available Vehicles					Household Averages				
	House	Townhouse	Apartment	1	2	3	4	5+	0	1	2	3	4+	Persons	Workers	Drivers	Vehicles	Trips/day
1,600	99%	0%	1%	15%	40%	21%	16%	8%	1%	30%	44%	22%	2%	2.7	1.5	2.1	2.0	5.6

### POPULATION CHARACTERISTICS

Population	Age							Daily Trips per Person (age 11+)	Daily Work Trips per Worker	Population	Employment Type			Student	Licenced	Transit
	0 - 10	11 - 15	16 - 25	26 - 45	46 - 64	65+	Median				Full Time	Part Time	At Home			
4,300	12%	8%	15%	17%	37%	12%	45.5	2.3	0.78	2,000	27%	17%	4%	19%	79%	4%

### TRIPS MADE BY RESIDENTS OF TOWNSHIP OF SCUGOG - WARD 4

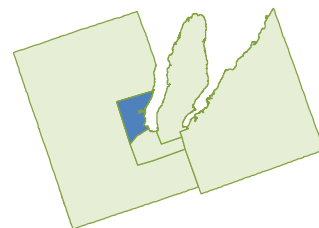
Time Period	Trips	% 24 hr	Trip Purpose				Mode of Travel						Median Trip Length (km)			
			HB-W	HB-S	HB-D	N-HB	Driver	Pass.	Transit	GO Train	Wlk & Cy	Other	Driver	Pass.	Transit	GO Train
6-9 AM	2,400	27.2%	37%	20%	24%	18%	70%	10%	*	*	*	20%	17.7	12.7	*	*
24 Hours	9,000		32%	11%	34%	23%	78%	11%	*	*	*	10%	12.3	12.9	*	*

### TRIPS TO TOWNSHIP OF SCUGOG - WARD 4

Time Period	Trips	% 24 hr	Trip Purpose				Mode of Travel						Median Trip Length (km)			
			Work	School	Home	Other	Driver	Pass.	Transit	GO Train	Wlk & Cy	Other	Driver	Pass.	Transit	GO Train
6-9 AM	800	15.5%	20%	22%	30%	28%	67%	*	*	*	*	22%	5.7	*	*	*
24 Hours	4,900		5%	3%	70%	22%	76%	12%	*	*	*	12%	12.1	12.4	*	*

# TOWNSHIP OF SCUGOG

## WARD 5



### HOUSEHOLD CHARACTERISTICS

Households	Dwelling Type			Household Size					Number of Available Vehicles					Household Averages				
	House	Townhouse	Apartment	1	2	3	4	5+	0	1	2	3	4+	Persons	Workers	Drivers	Vehicles	Trips/day
1,700	83%	4%	13%	16%	52%	14%	8%	10%	9%	29%	44%	12%	5%	2.5	1.0	1.9	1.8	5.4

### POPULATION CHARACTERISTICS

Population	Age							Daily Trips per Person (age 11+)	Daily Work Trips per Worker	Population	Employment Type			Student	Licenced	Transit
	0 - 10	11 - 15	16 - 25	26 - 45	46 - 64	65+	Median				Full Time	Part Time	At Home			
4,200	7%	7%	12%	17%	28%	29%	50.8	2.4	0.76	2,200	23%	11%	*	20%	76%	*

### TRIPS MADE BY RESIDENTS OF TOWNSHIP OF SCUGOG - WARD 5

Time Period	Trips	% 24 hr	Trip Purpose				Mode of Travel						Median Trip Length (km)			
			HB-W	HB-S	HB-D	N-HB	Driver	Pass.	Transit	GO Train	Wlk & Cy	Other	Driver	Pass.	Transit	GO Train
6-9 AM	1,700	18.7%	36%	30%	23%	11%	67%	15%	*	*	12%	*	10.3	1.1	*	*
24 Hours	9,400		26%	12%	47%	15%	71%	18%	1%	*	8%	2%	3.2	2.2	18.5	*

### TRIPS TO TOWNSHIP OF SCUGOG - WARD 5

Time Period	Trips	% 24 hr	Trip Purpose				Mode of Travel						Median Trip Length (km)			
			Work	School	Home	Other	Driver	Pass.	Transit	GO Train	Wlk & Cy	Other	Driver	Pass.	Transit	GO Train
6-9 AM	3,400	31.7%	24%	48%	4%	24%	48%	16%	*	*	10%	26%	9.6	2.6	*	*
24 Hours	10,600		10%	15%	37%	37%	65%	18%	*	*	8%	9%	4.9	2.6	*	*