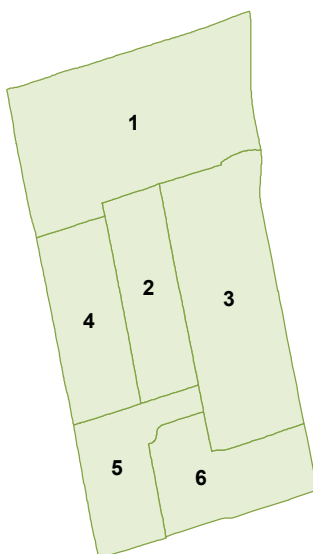
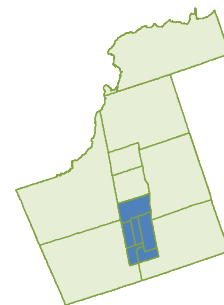


TOWN OF RICHMOND HILL



HOUSEHOLD CHARACTERISTICS

Households	Dwelling Type			Household Size					Number of Available Vehicles					Household Averages				
	House	Townhouse	Apartment	1	2	3	4	5+	0	1	2	3	4+	Persons	Workers	Drivers	Vehicles	Trips/day
61,100	71%	14%	16%	12%	27%	24%	26%	11%	4%	32%	50%	10%	4%	3.0	1.7	2.1	1.8	6.5

POPULATION CHARACTERISTICS

Population	Age							Daily Trips per Person (age 11+)	Daily Work Trips per Worker	Population	Employment Type			Student	Licenced	Transit
	0 - 10	11 - 15	16 - 25	26 - 45	46 - 64	65+	Median				Full Time	Part Time	At Home			
185,500	13%	7%	13%	29%	27%	12%	39.8	2.5	0.76	92,000	44%	6%	5%	26%	72%	11%
											Female					
										93,500	33%	10%	4%	23%	69%	10%

TRIPS MADE BY RESIDENTS OF TOWN OF RICHMOND HILL

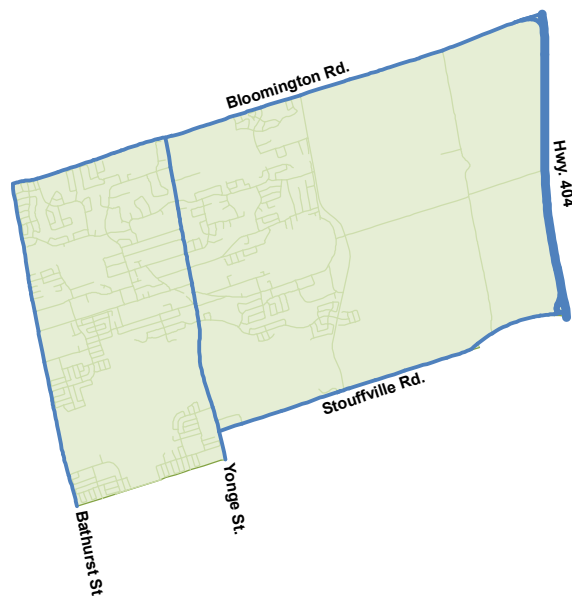
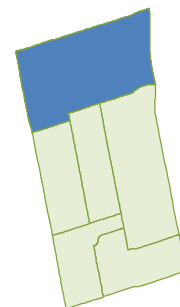
Time Period	Trips	% 24 hr	Trip Purpose				Mode of Travel						Median Trip Length (km)			
			HB-W	HB-S	HB-D	N-HB	Driver	Pass.	Transit	GO Train	W/lk & Cy	Other	Driver	Pass.	Transit	GO Train
6-9 AM	99,300	24.8%	44%	20%	24%	12%	64%	14%	8%	6%	4%	4%	8.8	3.5	19.1	26.6
24 Hours	399,900		31%	12%	42%	16%	68%	17%	7%	3%	3%	2%	6.8	4.5	17.1	26.7

TRIPS TO TOWN OF RICHMOND HILL

Time Period	Trips	% 24 hr	Trip Purpose				Mode of Travel						Median Trip Length (km)			
			Work	School	Home	Other	Driver	Pass.	Transit	GO Train	W/lk & Cy	Other	Driver	Pass.	Transit	GO Train
6-9 AM	70,900	20.1%	42%	22%	8%	28%	69%	16%	5%	*	6%	4%	6.0	2.5	5.5	*
24 Hours	352,700		13%	5%	48%	35%	70%	17%	6%	2%	3%	2%	5.6	4.0	12.2	26.8

TOWN OF RICHMOND HILL

WARD 1



HOUSEHOLD CHARACTERISTICS

Households	Dwelling Type			Household Size					Number of Available Vehicles					Household Averages				
	House	Townhouse	Apartment	1	2	3	4	5+	0	1	2	3	4+	Persons	Workers	Drivers	Vehicles	Trips/day
11,300	88%	12%	0%	6%	22%	29%	31%	12%	1%	23%	61%	12%	3%	3.3	1.8	2.2	1.9	6.8

POPULATION CHARACTERISTICS

Population	Age							Daily Trips per Person (age 11+)	Daily Work Trips per Worker	Population	Employment Type			Student	Licenced	Transit
	0 - 10	11 - 15	16 - 25	26 - 45	46 - 64	65+	Median				Full Time	Part Time	At Home			
36,700	19%	7%	10%	36%	22%	6%	36.2	2.6	0.77	18,500	34%	9%	4%	25%	67%	9%

TRIPS MADE BY RESIDENTS OF TOWN OF RICHMOND HILL - WARD 1

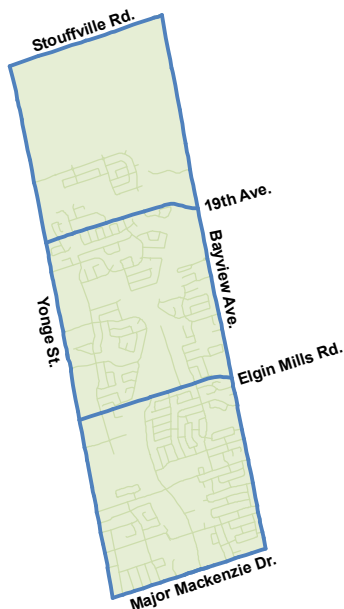
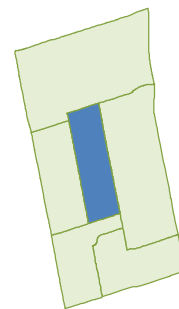
Time Period	Trips	% 24 hr	Trip Purpose				Mode of Travel						Median Trip Length (km)			
			HB-W	HB-S	HB-D	N-HB	Driver	Pass.	Transit	GO Train	Wlk & Cy	Other	Driver	Pass.	Transit	GO Train
6-9 AM	19,900	25.8%	47%	19%	22%	12%	67%	11%	6%	7%	3%	6%	12.2	6.0	20.3	32.9
24 Hours	77,100		32%	11%	40%	17%	71%	16%	5%	4%	2%	4%	9.6	7.3	19.1	32.9

TRIPS TO TOWN OF TOWN OF RICHMOND HILL - WARD 1

Time Period	Trips	% 24 hr	Trip Purpose				Mode of Travel						Median Trip Length (km)			
			Work	School	Home	Other	Driver	Pass.	Transit	GO Train	Wlk & Cy	Other	Driver	Pass.	Transit	GO Train
6-9 AM	6,600	13.8%	27%	25%	15%	33%	72%	13%	2%	*	6%	7%	4.4	3.8	9.3	*
24 Hours	47,800		6%	4%	67%	24%	72%	15%	4%	3%	2%	4%	8.2	7.3	18.8	32.9

TOWN OF RICHMOND HILL

WARD 2



HOUSEHOLD CHARACTERISTICS

Households	Dwelling Type			Household Size					Number of Available Vehicles					Household Averages				
	House	Townhouse	Apartment	1	2	3	4	5+	0	1	2	3	4+	Persons	Workers	Drivers	Vehicles	Trips/day
8,400	76%	7%	17%	16%	29%	19%	24%	11%	10%	33%	45%	8%	3%	2.9	1.5	1.9	1.6	5.7

POPULATION CHARACTERISTICS

Population	Age							Daily Trips per Person (age 11+)	Daily Work Trips per Worker	Population	Employment Type			Student	Licenced	Transit
	0 - 10	11 - 15	16 - 25	26 - 45	46 - 64	65+	Median				Full Time	Part Time	At Home			
24,500	10%	7%	17%	24%	29%	14%	41.8	2.2	0.73	12,400	30%	9%	5%	23%	64%	12%

TRIPS MADE BY RESIDENTS OF TOWN OF RICHMOND HILL - WARD 2

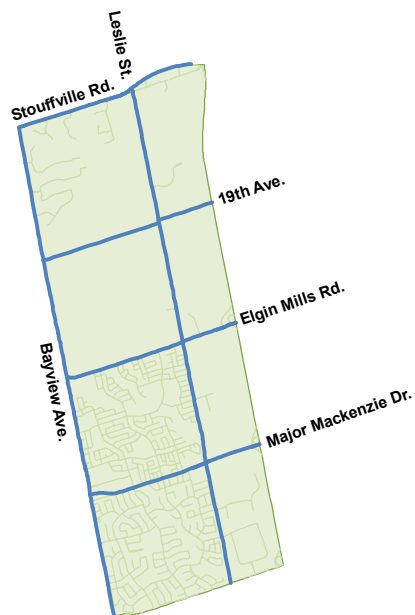
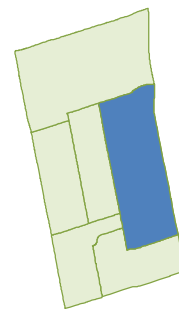
Time Period	Trips	% 24 hr	Trip Purpose				Mode of Travel						Median Trip Length (km)			
			HB-W	HB-S	HB-D	N-HB	Driver	Pass.	Transit	GO Train	Wlk & Cy	Other	Driver	Pass.	Transit	GO Train
6-9 AM	12,100	25.4%	46%	21%	22%	11%	60%	14%	10%	6%	6%	3%	8.6	3.0	13.4	26.9
24 Hours	47,600		32%	14%	40%	14%	64%	16%	10%	3%	4%	2%	5.8	3.0	13.3	26.9

TRIPS TO TOWN OF TOWN OF RICHMOND HILL - WARD 2

Time Period	Trips	% 24 hr	Trip Purpose				Mode of Travel						Median Trip Length (km)			
			Work	School	Home	Other	Driver	Pass.	Transit	GO Train	Wlk & Cy	Other	Driver	Pass.	Transit	GO Train
6-9 AM	11,400	24.4%	36%	27%	6%	32%	65%	18%	4%	*	7%	6%	5.1	2.1	3.2	*
24 Hours	46,500		13%	7%	44%	35%	67%	17%	7%	2%	5%	3%	5.1	2.9	10.7	26.8

TOWN OF RICHMOND HILL

WARD 3



HOUSEHOLD CHARACTERISTICS

Households	Dwelling Type			Household Size					Number of Available Vehicles					Household Averages				
	House	Townhouse	Apartment	1	2	3	4	5+	0	1	2	3	4+	Persons	Workers	Drivers	Vehicles	Trips/day
7,700	80%	19%	1%	5%	22%	30%	28%	16%	0%	26%	55%	13%	6%	3.4	1.8	2.4	2.0	7.6

POPULATION CHARACTERISTICS

Population	Age							Daily Trips per Person (age 11+)	Daily Work Trips per Worker	Population	Employment Type			Student	Licenced	Transit
	0 - 10	11 - 15	16 - 25	26 - 45	46 - 64	65+	Median				Full Time	Part Time	At Home			
26,100	13%	8%	13%	26%	28%	11%	41.4	2.6	0.76	12,400	33%	10%	5%	22%	71%	10%

TRIPS MADE BY RESIDENTS OF TOWN OF RICHMOND HILL - WARD 3

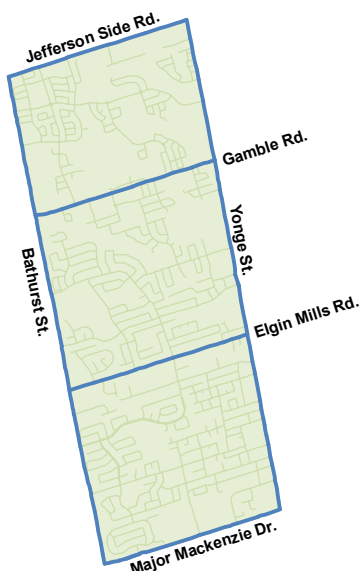
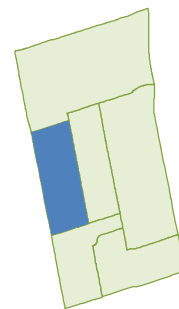
Time Period	Trips	% 24 hr	Trip Purpose				Mode of Travel						Median Trip Length (km)			
			HB-W	HB-S	HB-D	N-HB	Driver	Pass.	Transit	GO Train	Wlk & Cy	Other	Driver	Pass.	Transit	GO Train
6-9 AM	14,200	24.2%	42%	21%	27%	10%	63%	16%	6%	7%	6%	2%	6.8	1.9	20.2	26.0
24 Hours	58,700		29%	13%	43%	16%	69%	18%	5%	3%	4%	1%	5.1	3.2	20.4	26.0

TRIPS TO TOWN OF TOWN OF RICHMOND HILL - WARD 3

Time Period	Trips	% 24 hr	Trip Purpose				Mode of Travel						Median Trip Length (km)			
			Work	School	Home	Other	Driver	Pass.	Transit	GO Train	Wlk & Cy	Other	Driver	Pass.	Transit	GO Train
6-9 AM	14,200	23.3%	39%	30%	7%	24%	63%	18%	6%	*	8%	4%	6.5	2.4	4.2	*
24 Hours	60,800		13%	8%	41%	38%	69%	19%	5%	1%	4%	2%	5.0	3.6	12.1	26.1

TOWN OF RICHMOND HILL

WARD 4



HOUSEHOLD CHARACTERISTICS

Households	Dwelling Type			Household Size					Number of Available Vehicles					Household Averages				
	House	Townhouse	Apartment	1	2	3	4	5+	0	1	2	3	4+	Persons	Workers	Drivers	Vehicles	Trips/day
9,700	80%	12%	7%	9%	23%	23%	33%	14%	4%	24%	57%	11%	4%	3.3	1.8	2.2	1.9	7.3

POPULATION CHARACTERISTICS

POPULATION CHARACTERISTICS																
Population	Age							Daily Trips per Person (age 11+)	Daily Work Trips per Worker	Population	Employment Type			Student	Licenced	Transit
	0 - 10	11 - 15	16 - 25	26 - 45	46 - 64	65+	Median				Full Time	Part Time	At Home			
31.600	14%	8%	15%	28%	28%	8%	39.0	2.6	0.75	16.000	33%	9%	5%	29%	68%	9%

TRIPS MADE BY RESIDENTS OF TOWN OF RICHMOND HILL - WARD 4

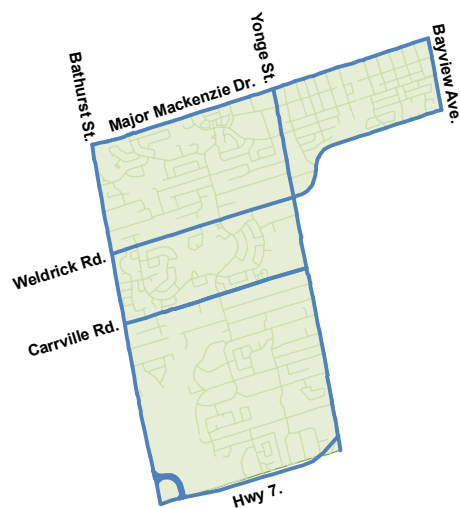
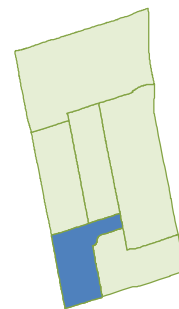
Time Period	Trips	% 24 hr	Trip Purpose				Mode of Travel						Median Trip Length (km)			
			HB-W	HB-S	HB-D	N-HB	Driver	Pass.	Transit	GO Train	Wlk & Cy	Other	Driver	Pass.	Transit	GO Train
6-9 AM	18,500	26.0%	41%	22%	24%	13%	66%	15%	7%	4%	4%	2%	9.9	2.4	23.8	28.2
24 Hours	71,100		28%	14%	42%	16%	69%	17%	6%	2%	3%	1%	7.4	4.8	19.3	28.2

TRIPS TO TOWN OF TOWN OF RICHMOND HILL - WARD 4

Time Period	Trips	% 24 hr	Trip Purpose				Mode of Travel						Median Trip Length (km)			
			Work	School	Home	Other	Driver	Pass.	Transit	GO Train	Wlk & Cy	Other	Driver	Pass.	Transit	GO Train
6-9 AM	11,700	20.0%	30%	31%	9%	30%	62%	20%	5%	*	8%	6%	3.7	2.0	4.9	*
24 Hours	58,500		9%	7%	51%	34%	68%	18%	5%	2%	4%	2%	5.6	4.0	14.3	28.1

TOWN OF RICHMOND HILL

WARD 5



HOUSEHOLD CHARACTERISTICS

Households	Dwelling Type			Household Size					Number of Available Vehicles					Household Averages				
	House	Townhouse	Apartment	1	2	3	4	5+	0	1	2	3	4+	Persons	Workers	Drivers	Vehicles	Trips/day
12,100	60%	9%	31%	17%	32%	23%	21%	8%	5%	41%	39%	10%	4%	2.7	1.6	2.0	1.7	6.0

POPULATION CHARACTERISTICS

Population	Age							Daily Trips per Person (age 11+)	Daily Work Trips per Worker	Population	Employment Type			Student	Licenced	Transit
	0 - 10	11 - 15	16 - 25	26 - 45	46 - 64	65+	Median				Full Time	Part Time	At Home			
33,100	10%	7%	13%	24%	29%	18%	43.7	2.4	0.74	16,800	30%	11%	5%	20%	69%	9%

TRIPS MADE BY RESIDENTS OF TOWN OF RICHMOND HILL - WARD 5

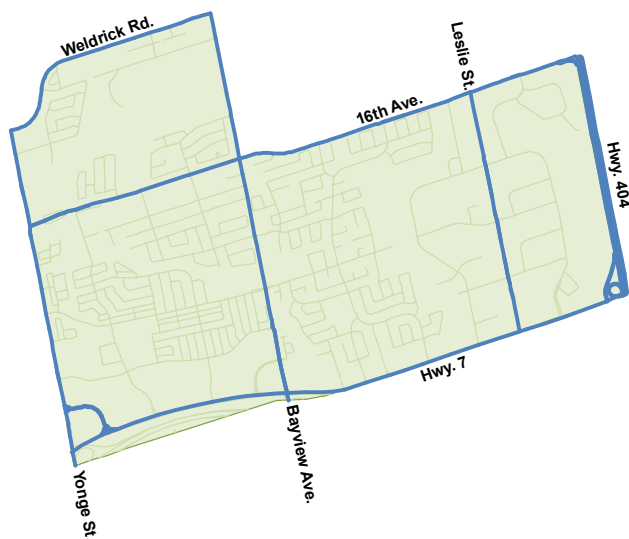
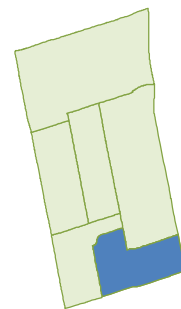
Time Period	Trips	% 24 hr	Trip Purpose				Mode of Travel						Median Trip Length (km)			
			HB-W	HB-S	HB-D	N-HB	Driver	Pass.	Transit	GO Train	Wlk & Cy	Other	Driver	Pass.	Transit	GO Train
6-9 AM	17,300	23.6%	43%	21%	26%	11%	65%	11%	10%	3%	6%	4%	7.6	4.3	14.7	23.5
24 Hours	73,000		30%	11%	44%	15%	69%	16%	8%	1%	4%	2%	6.0	4.0	13.5	23.5

TRIPS TO TOWN OF RICHMOND HILL - WARD 5

Time Period	Trips	% 24 hr	Trip Purpose				Mode of Travel						Median Trip Length (km)			
			Work	School	Home	Other	Driver	Pass.	Transit	GO Train	Wlk & Cy	Other	Driver	Pass.	Transit	GO Train
6-9 AM	8,300	14.6%	32%	24%	12%	32%	66%	16%	6%	*	7%	6%	4.1	2.6	4.1	*
24 Hours	56,900		8%	4%	54%	34%	69%	17%	7%	1%	4%	2%	4.5	3.3	11.1	23.4

TOWN OF RICHMOND HILL

WARD 6



HOUSEHOLD CHARACTERISTICS

Households	Dwelling Type			Household Size					Number of Available Vehicles					Household Averages				
	House	Townhouse	Apartment	1	2	3	4	5+	0	1	2	3	4+	Persons	Workers	Drivers	Vehicles	Trips/day
11,900	48%	22%	30%	15%	31%	23%	22%	8%	5%	41%	45%	8%	2%	2.8	1.5	2.1	1.6	6.1

POPULATION CHARACTERISTICS

Population	Age							Daily Trips per Person (age 11+)	Daily Work Trips per Worker	Population	Employment Type			Student	Licenced	Transit
	0 - 10	11 - 15	16 - 25	26 - 45	46 - 64	65+	Median				Full Time	Part Time	At Home			
33,400	11%	5%	13%	31%	27%	13%	39.7	2.4	0.78	17,400	34%	11%	3%	20%	74%	12%

TRIPS MADE BY RESIDENTS OF TOWN OF RICHMOND HILL - WARD 6

Time Period	Trips	% 24 hr	Trip Purpose				Mode of Travel						Median Trip Length (km)			
			HB-W	HB-S	HB-D	N-HB	Driver	Pass.	Transit	GO Train	Wlk & Cy	Other	Driver	Pass.	Transit	GO Train
6-9 AM	17,400	24.1%	46%	16%	25%	13%	63%	14%	11%	6%	2%	3%	7.9	5.7	18.0	22.4
24 Hours	72,300		31%	10%	42%	16%	66%	17%	9%	3%	2%	2%	5.6	4.0	14.8	22.4

TRIPS TO TOWN OF TOWN OF RICHMOND HILL - WARD 6

Time Period	Trips	% 24 hr	Trip Purpose				Mode of Travel						Median Trip Length (km)			
			Work	School	Home	Other	Driver	Pass.	Transit	GO Train	Wlk & Cy	Other	Driver	Pass.	Transit	GO Train
6-9 AM	18,700	22.8%	66%	6%	5%	23%	82%	11%	4%	*	2%	1%	8.4	5.0	8.7	*
24 Hours	82,100		22%	1%	37%	39%	74%	16%	6%	1%	1%	1%	5.6	4.3	12.2	22.3