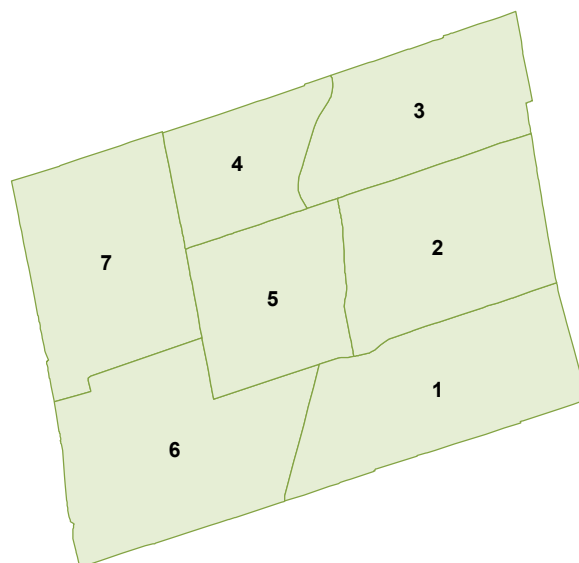
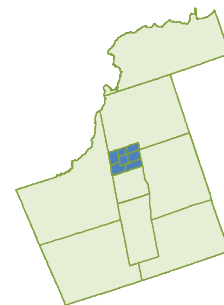


TOWN OF NEWMARKET



HOUSEHOLD CHARACTERISTICS

Households	Dwelling Type			Household Size					Number of Available Vehicles					Household Averages				
	House	Townhouse	Apartment	1	2	3	4	5+	0	1	2	3	4+	Persons	Workers	Drivers	Vehicles	Trips/day
28,400	76%	10%	15%	17%	31%	21%	20%	11%	8%	32%	46%	11%	4%	2.8	1.6	1.9	1.7	6.3

POPULATION CHARACTERISTICS

Population	Age							Daily Trips per Person (age 11+)	Daily Work Trips per Worker	Population	Employment Type			Student	Licenced	Transit
	0 - 10	11 - 15	16 - 25	26 - 45	46 - 64	65+	Median				Full Time	Part Time	At Home			
80,000	13%	7%	13%	27%	28%	12%	39	2.6	0.74	42,000	34%	12%	4%	22%	68%	6%

TRIPS MADE BY RESIDENTS OF TOWN OF NEWMARKET

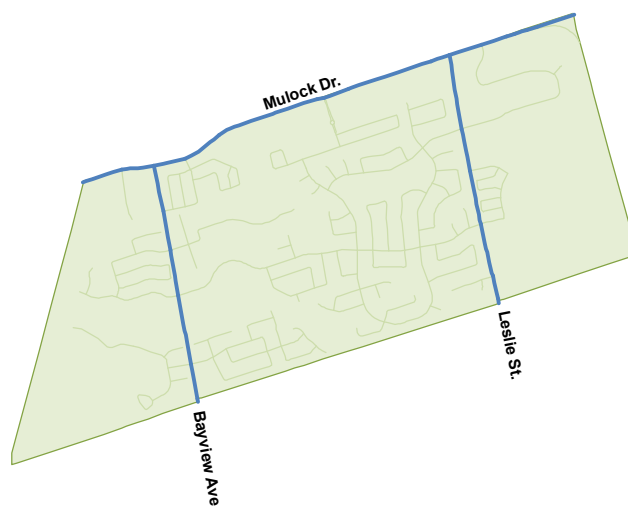
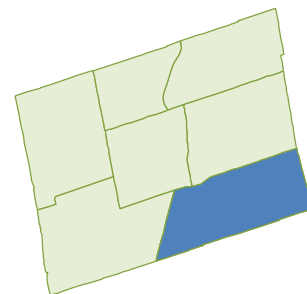
Time Period	Trips	% 24 hr	Trip Purpose				Mode of Travel						Median Trip Length (km)			
			HB-W	HB-S	HB-D	N-HB	Driver	Pass.	Transit	GO Train	Wlk & Cy	Other	Driver	Pass.	Transit	GO Train
6-9 AM	42,700	23.7%	46%	19%	22%	13%	69%	12%	4%	3%	8%	4%	5.1	2.8	5.3	44.4
24 Hours	180,100		31%	10%	42%	17%	72%	15%	4%	2%	5%	2%	3.8	3.0	6.1	44.5

TRIPS TO TOWN OF NEWMARKET

Time Period	Trips	% 24 hr	Trip Purpose				Mode of Travel						Median Trip Length (km)			
			Work	School	Home	Other	Driver	Pass.	Transit	GO Train	Wlk & Cy	Other	Driver	Pass.	Transit	GO Train
6-9 AM	37,400	21.2%	44%	24%	7%	25%	69%	13%	3%	*	9%	7%	4.8	2.6	3.6	*
24 Hours	176,700		14%	6%	42%	38%	72%	16%	3%	1%	6%	3%	3.9	3.2	4.4	44.8

TOWN OF NEWMARKET

WARD 1



HOUSEHOLD CHARACTERISTICS

Households	Dwelling Type			Household Size					Number of Available Vehicles					Household Averages				
	House	Townhouse	Apartment	1	2	3	4	5+	0	1	2	3	4+	Persons	Workers	Drivers	Vehicles	Trips/day
3,800	88%	5%	7%	14%	30%	21%	23%	11%	2%	26%	46%	20%	6%	2.9	1.7	2.1	2.0	7.3

POPULATION CHARACTERISTICS

POPULATION CHARACTERISTICS																
Population	Age							Daily Trips per Person (age 11+)	Daily Work Trips per Worker	Population	Employment Type			Student	Licenced	Transit
	0 - 10	11 - 15	16 - 25	26 - 45	46 - 64	65+	Median				Full Time	Part Time	At Home			
11.100	10%	10%	14%	23%	30%	13%	42.7	2.7	0.74	5.900	35%	11%	6%	24%	75%	5%

TRIPS MADE BY RESIDENTS OF TOWN OF NEWMARKET - WARD 1

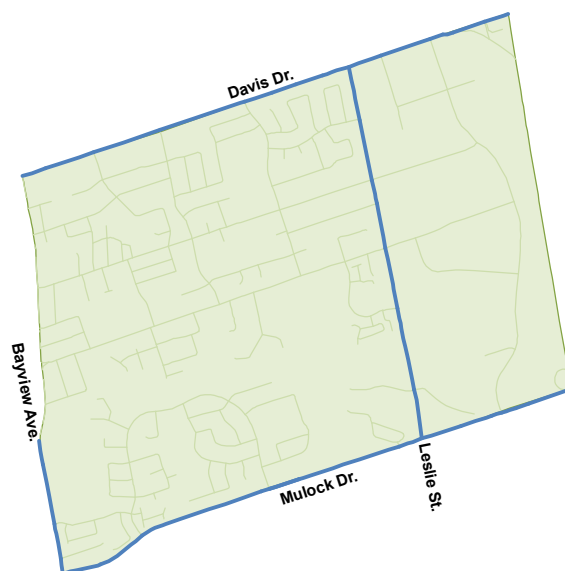
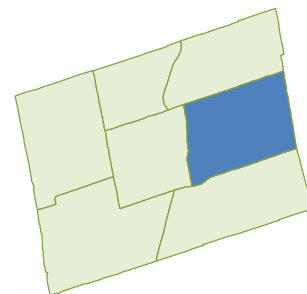
Time Period	Trips	% 24 hr	Trip Purpose				Mode of Travel						Median Trip Length (km)			
			HB-W	HB-S	HB-D	N-HB	Driver	Pass.	Transit	GO Train	Wlk & Cy	Other	Driver	Pass.	Transit	GO Train
6-9 AM	7,100	25.6%	40%	20%	26%	14%	69%	14%	3%	3%	6%	5%	4.8	2.7	3.4	42.9
24 Hours	27,600		26%	12%	43%	18%	74%	15%	3%	2%	4%	3%	4.0	3.4	3.5	43.0

TRIPS TO TOWN OF TOWN OF NEWMARKET - WARD 1

Time Period	Trips	% 24 hr	Trip Purpose				Mode of Travel						Median Trip Length (km)			
			Work	School	Home	Other	Driver	Pass.	Transit	GO Train	Wlk & Cy	Other	Driver	Pass.	Transit	GO Train
6-9 AM	2,800	16.0%	38%	19%	17%	26%	73%	11%	*	*	7%	8%	3.0	1.8	*	*
24 Hours	17,600		10%	3%	64%	23%	72%	17%	2%	1%	5%	3%	3.9	3.7	3.5	43.0

TOWN OF NEWMARKET

WARD 2



HOUSEHOLD CHARACTERISTICS

Households	Dwelling Type			Household Size					Number of Available Vehicles					Household Averages				
	House	Townhouse	Apartment	1	2	3	4	5+	0	1	2	3	4+	Persons	Workers	Drivers	Vehicles	Trips/day
4,100	61%	20%	19%	23%	36%	19%	15%	7%	12%	39%	38%	8%	3%	2.5	1.4	1.8	1.5	5.8

POPULATION CHARACTERISTICS

Population	Age							Daily Trips per Person (age 11+)	Daily Work Trips per Worker	Population	Employment Type			Student	Licenced	Transit
	0 - 10	11 - 15	16 - 25	26 - 45	46 - 64	65+	Median				Full Time	Part Time	At Home			
	Male															
	4,900	45%	4%	7%	22%	75%	7%									
Female																
10,400	11%	6%	13%	26%	28%	14%	41.0	2.6	0.72	5,500	37%	10%	3%	20%	66%	4%

TRIPS MADE BY RESIDENTS OF TOWN OF NEWMARKET - WARD 2

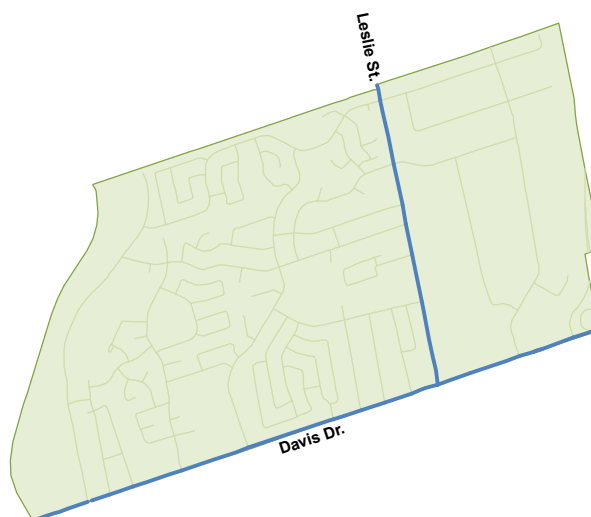
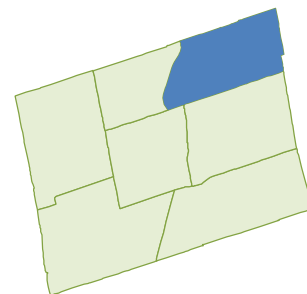
Time Period	Trips	% 24 hr	Trip Purpose				Mode of Travel						Median Trip Length (km)			
			HB-W	HB-S	HB-D	N-HB	Driver	Pass.	Transit	GO Train	Wlk & Cy	Other	Driver	Pass.	Transit	GO Train
6-9 AM	5,300	22.1%	49%	19%	20%	12%	67%	12%	4%	2%	12%	3%	5.1	1.7	3.1	43.5
24 Hours	23,700		30%	9%	42%	19%	70%	17%	4%	1%	6%	2%	3.9	2.9	3.5	43.3

TRIPS TO TOWN OF TOWN OF NEWMARKET - WARD 2

Time Period	Trips	% 24 hr	Trip Purpose				Mode of Travel						Median Trip Length (km)			
			Work	School	Home	Other	Driver	Pass.	Transit	GO Train	Wlk & Cy	Other	Driver	Pass.	Transit	GO Train
6-9 AM	10,300	32.1%	49%	26%	3%	22%	66%	17%	2%	*	7%	7%	6.1	3.0	2.7	*
24 Hours	31,900		22%	9%	30%	39%	71%	17%	2%	0%	6%	3%	4.5	3.2	2.9	43.3

TOWN OF NEWMARKET

WARD 3



HOUSEHOLD CHARACTERISTICS

Households	Dwelling Type			Household Size					Number of Available Vehicles					Household Averages				
	House	Townhouse	Apartment	1	2	3	4	5+	0	1	2	3	4+	Persons	Workers	Drivers	Vehicles	Trips/day
3,100	76%	3%	21%	20%	36%	19%	14%	10%	13%	32%	46%	6%	2%	2.6	1.5	1.7	1.5	6.1

POPULATION CHARACTERISTICS

Population	Age							Daily Trips per Person (age 11+)	Daily Work Trips per Worker	Population	Employment Type			Student	Licenced	Transit
	0 - 10	11 - 15	16 - 25	26 - 45	46 - 64	65+	Median				Full Time	Part Time	At Home			
	Male															
	4,200	48%	6%	*	15%	68%	8%									
Female																
4,100	37%	13%	3%	18%	66%	7%										

TRIPS MADE BY RESIDENTS OF TOWN OF NEWMARKET - WARD 3

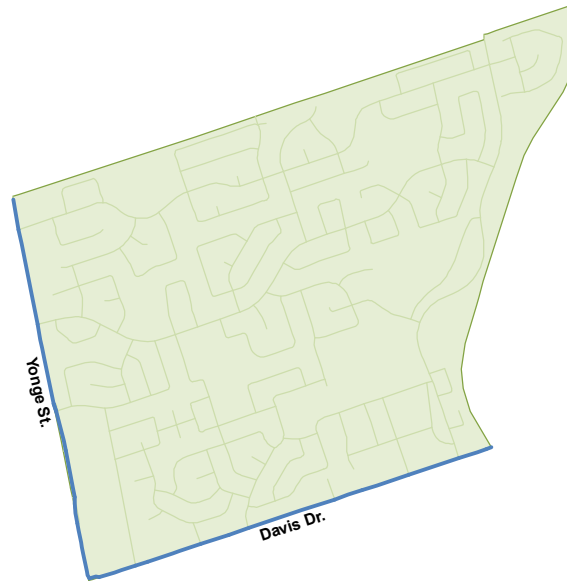
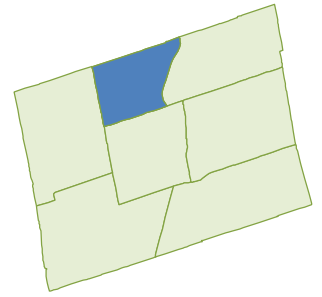
Time Period	Trips	% 24 hr	Trip Purpose				Mode of Travel						Median Trip Length (km)			
			HB-W	HB-S	HB-D	N-HB	Driver	Pass.	Transit	GO Train	Wlk & Cy	Other	Driver	Pass.	Transit	GO Train
6-9 AM	4,100	21.6%	55%	14%	18%	13%	66%	12%	4%	4%	12%	2%	4.0	2.9	25.2	46.7
24 Hours	19,000		34%	7%	42%	17%	68%	16%	5%	2%	8%	1%	3.1	3.2	5.3	46.9

TRIPS TO TOWN OF NEWMARKET - WARD 3

Time Period	Trips	% 24 hr	Trip Purpose				Mode of Travel						Median Trip Length (km)			
			Work	School	Home	Other	Driver	Pass.	Transit	GO Train	Wlk & Cy	Other	Driver	Pass.	Transit	GO Train
6-9 AM	7,700	28.5%	48%	31%	3%	19%	64%	13%	5%	*	7%	11%	8.1	4.9	4.2	*
24 Hours	27,000		18%	10%	29%	43%	69%	16%	4%	1%	6%	4%	4.8	3.9	3.7	46.4

TOWN OF NEWMARKET

WARD 4



HOUSEHOLD CHARACTERISTICS

Households	Dwelling Type			Household Size					Number of Available Vehicles					Household Averages				
	House	Townhouse	Apartment	1	2	3	4	5+	0	1	2	3	4+	Persons	Workers	Drivers	Vehicles	Trips/day
3,800	88%	1%	11%	15%	36%	16%	22%	11%	10%	30%	47%	9%	4%	2.8	1.6	1.8	1.7	5.8

POPULATION CHARACTERISTICS

Population	Age							Daily Trips per Person (age 11 +)	Daily Work Trips per Worker	Population	Employment Type			Student	Licenced	Transit
	0 - 10	11 - 15	16 - 25	26 - 45	46 - 64	65+	Median				Full Time	Part Time	At Home			
10,800	15%	6%	12%	31%	27%	9%	36.6	2.4	0.66	5,100	44%	7%	4%	18%	66%	6%
											Female					
										5,700	34%	14%	4%	20%	64%	10%

TRIPS MADE BY RESIDENTS OF TOWN OF NEWMARKET - WARD 4

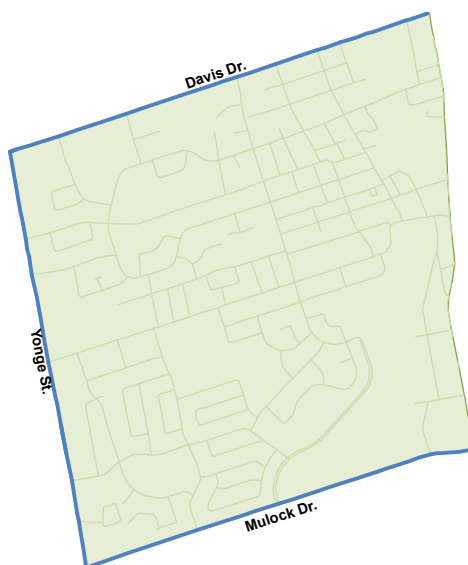
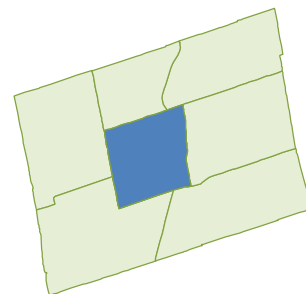
Time Period	Trips	% 24 hr	Trip Purpose				Mode of Travel						Median Trip Length (km)			
			HB-W	HB-S	HB-D	N-HB	Driver	Pass.	Transit	GO Train	Wlk & Cy	Other	Driver	Pass.	Transit	GO Train
6-9 AM	4,800	21.6%	45%	18%	22%	14%	69%	12%	6%	4%	8%	*	4.1	2.3	25.1	46.3
24 Hours	22,100		29%	9%	45%	17%	72%	15%	5%	2%	5%	1%	3.3	2.2	5.2	46.6

TRIPS TO TOWN OF TOWN OF NEWMARKET - WARD 4

Time Period	Trips	% 24 hr	Trip Purpose				Mode of Travel						Median Trip Length (km)			
			Work	School	Home	Other	Driver	Pass.	Transit	GO Train	Wlk & Cy	Other	Driver	Pass.	Transit	GO Train
6-9 AM	3,200	18.3%	28%	33%	7%	32%	64%	7%	*	*	18%	9%	3.3	2.2	*	*
24 Hours	17,700		8%	6%	52%	34%	71%	14%	4%	1%	7%	2%	3.1	2.1	4.8	46.6

TOWN OF NEWMARKET

WARD 5



HOUSEHOLD CHARACTERISTICS

Households	Dwelling Type			Household Size					Number of Available Vehicles					Household Averages				
	House	Townhouse	Apartment	1	2	3	4	5+	0	1	2	3	4+	Persons	Workers	Drivers	Vehicles	Trips/day
5,000	59%	4%	38%	35%	33%	17%	9%	7%	16%	41%	36%	5%	2%	2.2	1.3	1.6	1.4	5.0

POPULATION CHARACTERISTICS

Population	Age							Daily Trips per Person (age 11+)	Daily Work Trips per Worker	Population	Employment Type			Student	Licenced	Transit
	0 - 10	11 - 15	16 - 25	26 - 45	46 - 64	65+	Median				Full Time	Part Time	At Home			
11,200	10%	5%	12%	24%	28%	21%	45.7	2.5	0.74	5,100	42%	10%	6%	19%	72%	6%

TRIPS MADE BY RESIDENTS OF TOWN OF NEWMARKET - WARD 5

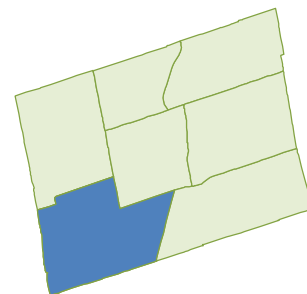
Time Period	Trips	% 24 hr	Trip Purpose				Mode of Travel						Median Trip Length (km)			
			HB-W	HB-S	HB-D	N-HB	Driver	Pass.	Transit	GO Train	W/k & Cy	Other	Driver	Pass.	Transit	GO Train
6-9 AM	5,200	20.9%	45%	13%	24%	18%	77%	10%	3%	3%	3%	4%	4.0	1.9	3.4	44.4
24 Hours	25,000		30%	6%	44%	20%	75%	14%	4%	1%	5%	2%	3.1	2.1	4.0	45.2

TRIPS TO TOWN OF TOWN OF NEWMARKET - WARD 5

Time Period	Trips	% 24 hr	Trip Purpose				Mode of Travel						Median Trip Length (km)			
			Work	School	Home	Other	Driver	Pass.	Transit	GO Train	Wlk & Cy	Other	Driver	Pass.	Transit	GO Train
6-9 AM	3,900	17.1%	52%	6%	8%	34%	81%	9%	3%	*	3%	4%	4.3	6.1	5.1	*
24 Hours	22,500		14%	1%	44%	41%	75%	15%	3%	0%	4%	2%	3.1	2.3	3.5	44.8

TOWN OF NEWMARKET

WARD 6



HOUSEHOLD CHARACTERISTICS

Households	Dwelling Type			Household Size					Number of Available Vehicles					Household Averages				
	House	Townhouse	Apartment	1	2	3	4	5+	0	1	2	3	4+	Persons	Workers	Drivers	Vehicles	Trips/day
4,200	80%	20%	1%	7%	25%	23%	28%	16%	2%	27%	53%	13%	5%	3.3	1.9	2.1	1.9	7.3

POPULATION CHARACTERISTICS

Population	Age							Daily Trips per Person (age 11+)	Daily Work Trips per Worker	Population	Employment Type			Student	Licenced	Transit
	0 - 10	11 - 15	16 - 25	26 - 45	46 - 64	65+	Median				Full Time	Part Time	At Home			
13,800	15%	10%	16%	25%	28%	6%	38.3	2.6	0.76	7,200	34%	14%	4%	28%	64%	5%

TRIPS MADE BY RESIDENTS OF TOWN OF NEWMARKET - WARD 6

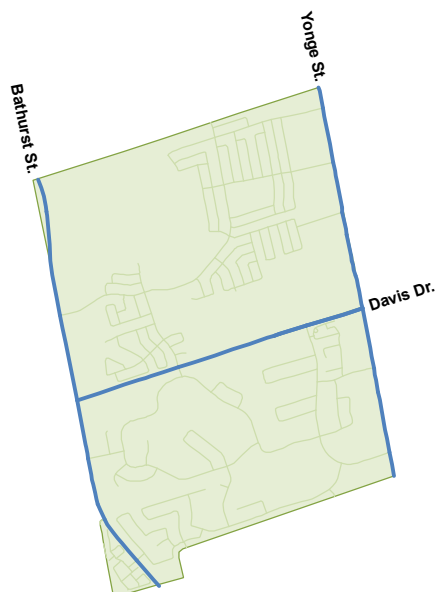
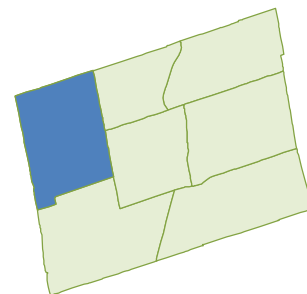
Time Period	Trips	% 24 hr	Trip Purpose				Mode of Travel						Median Trip Length (km)			
			HB-W	HB-S	HB-D	N-HB	Driver	Pass.	Transit	GO Train	Wlk & Cy	Other	Driver	Pass.	Transit	GO Train
6-9 AM	8,600	28.1%	44%	25%	21%	10%	65%	13%	4%	2%	10%	5%	6.1	3.5	13.9	43.1
24 Hours	30,500		33%	15%	39%	14%	70%	15%	3%	1%	7%	3%	4.3	3.7	29.2	43.2

TRIPS TO TOWN OF TOWN OF NEWMARKET - WARD 6

Time Period	Trips	% 24 hr	Trip Purpose				Mode of Travel						Median Trip Length (km)			
			Work	School	Home	Other	Driver	Pass.	Transit	GO Train	Wlk & Cy	Other	Driver	Pass.	Transit	GO Train
6-9 AM	4,600	19.2%	29%	36%	11%	24%	58%	16%	3%	*	21%	2%	3.0	1.2	3.3	*
24 Hours	23,700		9%	8%	56%	28%	69%	15%	3%	1%	9%	3%	3.8	3.0	27.2	43.2

TOWN OF NEWMARKET

WARD 7



HOUSEHOLD CHARACTERISTICS

Households	Dwelling Type			Household Size					Number of Available Vehicles					Household Averages				
	House	Townhouse	Apartment	1	2	3	4	5+	0	1	2	3	4+	Persons	Workers	Drivers	Vehicles	Trips/day
4,500	83%	13%	3%	6%	25%	28%	26%	15%	1%	24%	58%	13%	3%	3.2	1.9	2.2	1.9	7.2

POPULATION CHARACTERISTICS

POPULATION CHARACTERISTICS																
Population	Age							Daily Trips per Person (age 11+)	Daily Work Trips per Worker	Population	Employment Type			Student	Licenced	Transit
	0 - 10	11 - 15	16 - 25	26 - 45	46 - 64	65+	Median				Full Time	Part Time	At Home			
14,400	15%	9%	13%	30%	26%	7%	35.8	2.6	0.74	7,600	33%	13%	3%	25%	67%	6%

TRIPS MADE BY RESIDENTS OF TOWN OF NEWMARKET - WARD 7

Time Period	Trips	% 24 hr	Trip Purpose				Mode of Travel						Median Trip Length (km)			
			HB-W	HB-S	HB-D	N-HB	Driver	Pass.	Transit	GO Train	Wlk & Cy	Other	Driver	Pass.	Transit	GO Train
6-9 AM	7,700	23.9%	46%	20%	22%	12%	70%	11%	3%	4%	7%	5%	6.6	4.2	4.6	45.1
24 Hours	32,000		32%	11%	42%	16%	72%	16%	3%	2%	4%	3%	4.3	3.3	8.9	45.2

TRIPS TO TOWN OF TOWN OF NEWMARKET - WARD 7

Time Period	Trips	% 24 hr	Trip Purpose				Mode of Travel						Median Trip Length (km)			
			Work	School	Home	Other	Driver	Pass.	Transit	GO Train	Wlk & Cy	Other	Driver	Pass.	Transit	GO Train
6-9 AM	5,000	13.7%	51%	12%	9%	28%	81%	8%	*	*	6%	4%	4.4	1.0	*	*
24 Hours	36,300		13%	2%	37%	48%	74%	17%	3%	1%	3%	2%	4.0	3.3	6.0	45.5