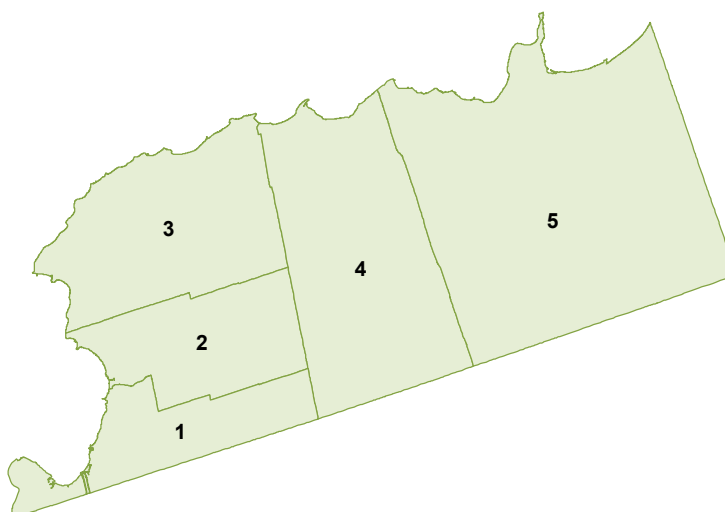
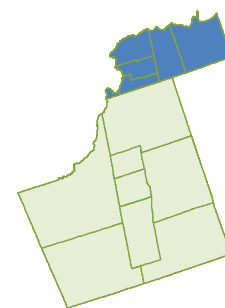


TOWN OF GEORGINA

8



HOUSEHOLD CHARACTERISTICS

Households	Dwelling Type			Household Size					Number of Available Vehicles					Household Averages				
	House	Townhouse	Apartment	1	2	3	4	5+	0	1	2	3	4+	Persons	Workers	Drivers	Vehicles	Trips/day
16,100	90%	4%	6%	18%	34%	21%	18%	9%	3%	28%	46%	15%	8%	2.7	1.6	2.0	2.0	5.8

POPULATION CHARACTERISTICS

Population	Age							Daily Trips per Person (age 11+)	Daily Work Trips per Worker	Population	Employment Type			Student	Licenced	Transit
	0 - 10	11 - 15	16 - 25	26 - 45	46 - 64	65+	Median				Full Time	Part Time	At Home			
	Male															
	21,200	46%	8%	6%	20%	74%	3%									
Female																
22,300	34%	12%	4%	21%	72%	2%										

TRIPS MADE BY RESIDENTS OF TOWN OF GEORGINA

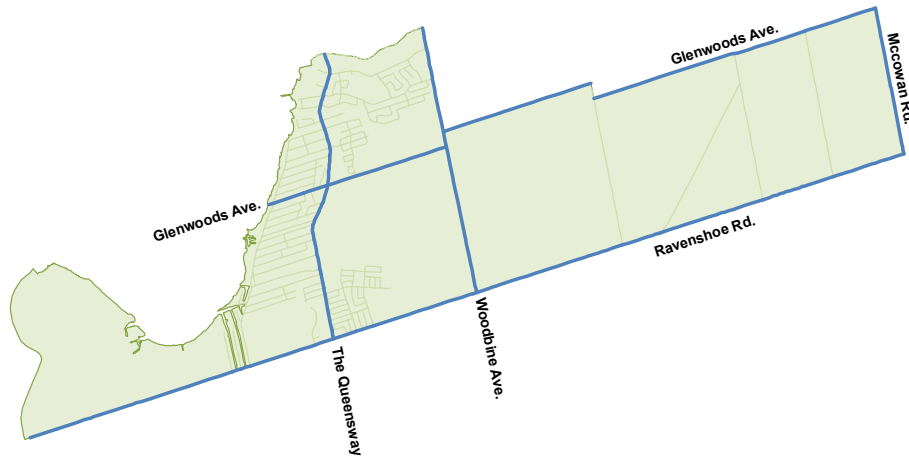
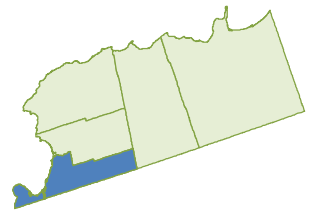
Time Period	Trips	% 24 hr	Trip Purpose				Mode of Travel						Median Trip Length (km)			
			HB-W	HB-S	HB-D	N-HB	Driver	Pass.	Transit	GO Train	Wlk & Cy	Other	Driver	Pass.	Transit	GO Train
6-9 AM	21,200	22.8%	46%	19%	22%	14%	74%	11%	1%	1%	5%	8%	18.5	14.2	14.1	59.5
24 Hours	92,700		32%	9%	39%	20%	75%	16%	1%	1%	3%	4%	14.4	7.3	20.5	62.4

TRIPS TO TOWN OF GEORGINA

Time Period	Trips	% 24 hr	Trip Purpose				Mode of Travel						Median Trip Length (km)			
			Work	School	Home	Other	Driver	Pass.	Transit	GO Train	Wlk & Cy	Other	Driver	Pass.	Transit	GO Train
6-9 AM	10,300	15.4%	31%	31%	10%	28%	65%	9%	1%	*	9%	16%	6.5	2.9	2.7	*
24 Hours	66,800		8%	5%	55%	32%	73%	16%	1%	0%	4%	5%	9.5	4.5	12.6	63.1

TOWN OF GEORGINA

WARD 1



HOUSEHOLD CHARACTERISTICS

Households	Dwelling Type			Household Size					Number of Available Vehicles					Household Averages				
	House	Townhouse	Apartment	1	2	3	4	5+	0	1	2	3	4+	Persons	Workers	Drivers	Vehicles	Trips/day
5,200	87%	10%	3%	15%	28%	24%	23%	10%	2%	27%	51%	16%	4%	2.9	1.7	2.0	1.9	6.5

POPULATION CHARACTERISTICS

Population	Age							Daily Trips per Person (age 11+)	Daily Work Trips per Worker	Population	Employment Type			Student	Licenced	Transit
	0 - 10	11 - 15	16 - 25	26 - 45	46 - 64	65+	Median				Full Time	Part Time	At Home			
15,000	16%	8%	13%	28%	24%	10%	36.6	2.7	0.76	7,400	45%	10%	4%	24%	68%	2%
											Female					
										7,600	38%	13%	3%	25%	67%	3%

TRIPS MADE BY RESIDENTS OF TOWN OF GEORGINA - WARD 1

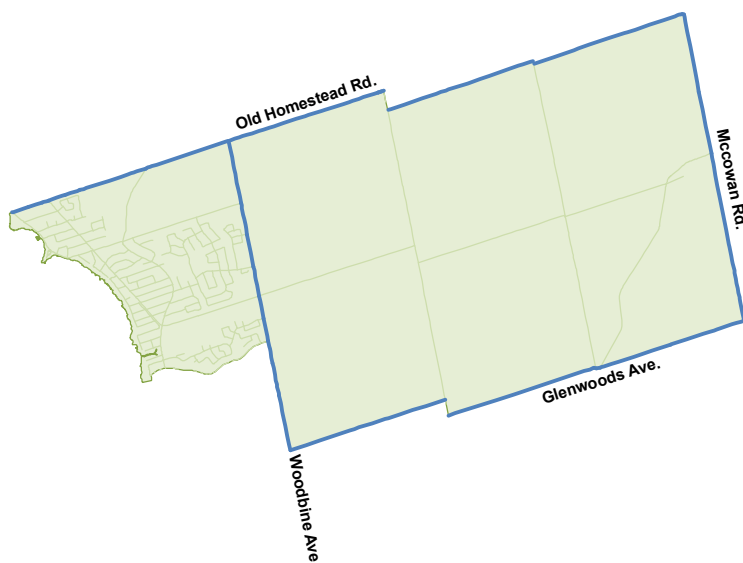
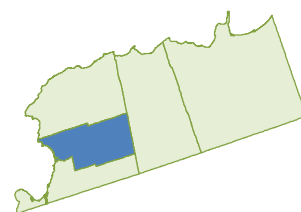
Time Period	Trips	% 24 hr	Trip Purpose				Mode of Travel						Median Trip Length (km)			
			HB-W	HB-S	HB-D	N-HB	Driver	Pass.	Transit	GO Train	W/lk & Cy	Other	Driver	Pass.	Transit	GO Train
6-9 AM	7,800	23.2%	43%	21%	20%	16%	74%	10%	1%	2%	9%	4%	16.2	4.1	9.4	54.7
24 Hours	33,800		31%	11%	39%	19%	74%	16%	1%	1%	5%	2%	14.2	3.7	15.1	58.4

TRIPS TO TOWN OF GEORGINA - WARD 1

Time Period	Trips	% 24 hr	Trip Purpose				Mode of Travel						Median Trip Length (km)			
			Work	School	Home	Other	Driver	Pass.	Transit	GO Train	W/lk & Cy	Other	Driver	Pass.	Transit	GO Train
6-9 AM	4,400	17.0%	22%	41%	8%	30%	56%	14%	*	*	17%	11%	3.4	2.3	*	*
24 Hours	26,000		6%	8%	53%	33%	70%	18%	1%	0%	7%	4%	5.4	2.9	11.4	60.3

TOWN OF GEORGINA

WARD 2



HOUSEHOLD CHARACTERISTICS

Households	Dwelling Type			Household Size					Number of Available Vehicles					Household Averages				
	House	Townhouse	Apartment	1	2	3	4	5+	0	1	2	3	4+	Persons	Workers	Drivers	Vehicles	Trips/day
2,900	87%	0%	13%	18%	30%	21%	20%	11%	4%	24%	47%	15%	11%	2.8	1.7	2.1	2.1	6.1

POPULATION CHARACTERISTICS

Population	Age							Daily Trips per Person (age 11+)	Daily Work Trips per Worker	Population	Employment Type			Student	Licenced	Transit
	0 - 10	11 - 15	16 - 25	26 - 45	46 - 64	65+	Median				Full Time	Part Time	At Home			
8,300	12%	6%	18%	21%	30%	13%	37.7	2.4	0.77	4,100	37%	9%	4%	17%	77%	*

TRIPS MADE BY RESIDENTS OF TOWN OF GEORGINA - WARD 2

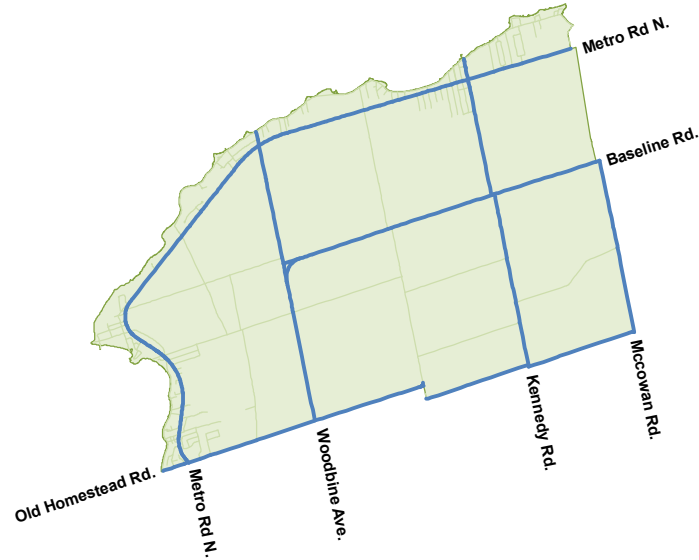
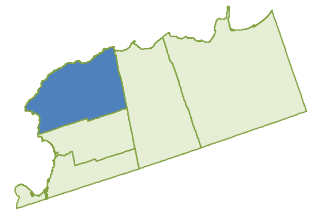
Time Period	Trips	% 24 hr	Trip Purpose				Mode of Travel						Median Trip Length (km)			
			HB-W	HB-S	HB-D	N-HB	Driver	Pass.	Transit	GO Train	Wlk & Cy	Other	Driver	Pass.	Transit	GO Train
6-9 AM	4,100	23.0%	44%	14%	23%	19%	75%	17%	*	*	3%	2%	18.5	11.1	*	*
24 Hours	17,900		33%	7%	39%	21%	77%	17%	1%	0%	4%	1%	10.4	5.0	20.0	67.1

TRIPS TO TOWN OF GEORGINA - WARD 2

Time Period	Trips	% 24 hr	Trip Purpose				Mode of Travel						Median Trip Length (km)			
			Work	School	Home	Other	Driver	Pass.	Transit	GO Train	Wlk & Cy	Other	Driver	Pass.	Transit	GO Train
6-9 AM	1,700	12.7%	41%	12%	11%	37%	82%	9%	*	*	*	7%	5.4	2.4	*	*
24 Hours	13,100		9%	1%	54%	36%	75%	17%	1%	*	5%	2%	4.7	3.4	47.1	*

TOWN OF GEORGINA

WARD 3



HOUSEHOLD CHARACTERISTICS

Households	Dwelling Type			Household Size					Number of Available Vehicles					Household Averages				
	House	Townhouse	Apartment	1	2	3	4	5+	0	1	2	3	4+	Persons	Workers	Drivers	Vehicles	Trips/day
1,600	91%	5%	4%	20%	44%	13%	16%	7%	2%	36%	45%	9%	8%	2.5	1.4	1.8	1.9	5.2

POPULATION CHARACTERISTICS

Population	Age							Daily Trips per Person (age 11+)	Daily Work Trips per Worker	Population	Employment Type			Student	Licenced	Transit
	0 - 10	11 - 15	16 - 25	26 - 45	46 - 64	65+	Median				Full Time	Part Time	At Home			
4,000	12%	5%	8%	24%	32%	19%	46.2	2.4	0.73	2,000	34%	13%	*	18%	73%	*

TRIPS MADE BY RESIDENTS OF TOWN OF GEORGINA - WARD 3

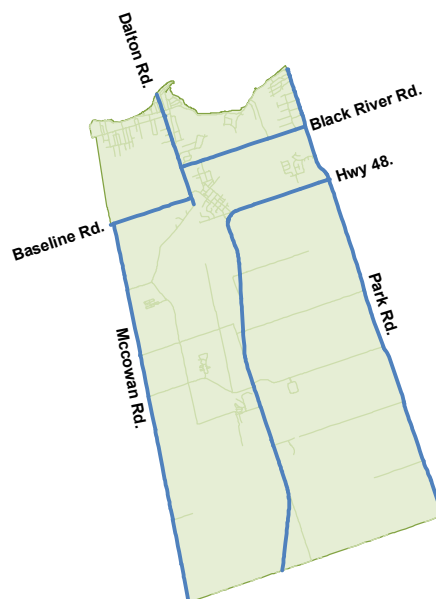
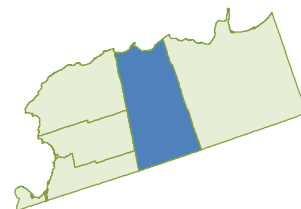
Time Period	Trips	% 24 hr	Trip Purpose				Mode of Travel						Median Trip Length (km)			
			HB-W	HB-S	HB-D	N-HB	Driver	Pass.	Transit	GO Train	Wlk & Cy	Other	Driver	Pass.	Transit	GO Train
6-9 AM	1,800	21.3%	45%	16%	28%	10%	81%	7%	*	*	*	10%	20.7	5.0	*	*
24 Hours	8,400		29%	6%	43%	22%	79%	15%	*	*	*	4%	11.0	9.6	*	*

TRIPS TO TOWN OF GEORGINA - WARD 3

Time Period	Trips	% 24 hr	Trip Purpose				Mode of Travel						Median Trip Length (km)			
			Work	School	Home	Other	Driver	Pass.	Transit	GO Train	Wlk & Cy	Other	Driver	Pass.	Transit	GO Train
6-9 AM	700	13.6%	44%	*	16%	31%	86%	*	*	*	*	*	8.4	*	*	*
24 Hours	5,000		11%	*	65%	23%	79%	14%	*	*	*	4%	8.9	5.9	*	*

TOWN OF GEORGINA

WARD 4



HOUSEHOLD CHARACTERISTICS

Households	Dwelling Type			Household Size					Number of Available Vehicles					Household Averages				
	House	Townhouse	Apartment	1	2	3	4	5+	0	1	2	3	4+	Persons	Workers	Drivers	Vehicles	Trips/day
2,500	89%	1%	10%	30%	33%	18%	10%	8%	7%	34%	33%	16%	10%	2.3	1.3	1.8	2.0	5.0

POPULATION CHARACTERISTICS

Population	Age							Daily Trips per Person (age 11+)	Daily Work Trips per Worker	Population	Employment Type			Student	Licenced	Transit
	0 - 10	11 - 15	16 - 25	26 - 45	46 - 64	65+	Median				Full Time	Part Time	At Home			
5,800	8%	6%	14%	20%	30%	23%	47.3	2.3	0.67	3,200	25%	13%	5%	20%	73%	*

TRIPS MADE BY RESIDENTS OF TOWN OF GEORGINA - WARD 4

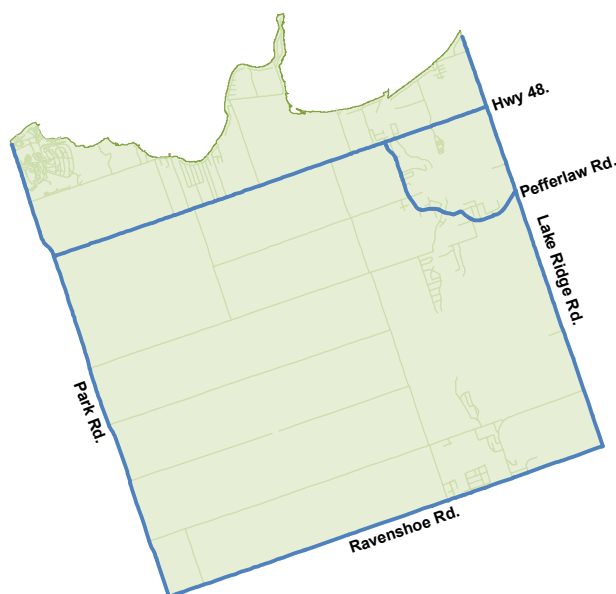
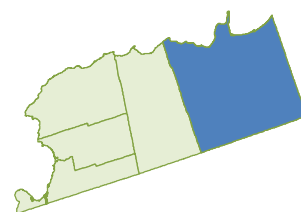
Time Period	Trips	% 24 hr	Trip Purpose				Mode of Travel						Median Trip Length (km)			
			HB-W	HB-S	HB-D	N-HB	Driver	Pass.	Transit	GO Train	Wlk & Cy	Other	Driver	Pass.	Transit	GO Train
6-9 AM	2,200	17.7%	49%	19%	23%	9%	73%	10%	*	*	6%	10%	21.2	18.2	*	*
24 Hours	12,600		26%	8%	44%	22%	73%	19%	2%	*	3%	3%	11.1	8.6	22.1	*

TRIPS TO TOWN OF GEORGINA - WARD 4

Time Period	Trips	% 24 hr	Trip Purpose				Mode of Travel						Median Trip Length (km)			
			Work	School	Home	Other	Driver	Pass.	Transit	GO Train	Wlk & Cy	Other	Driver	Pass.	Transit	GO Train
6-9 AM	2,200	18.0%	42%	34%	2%	21%	65%	6%	*	*	6%	24%	10.0	2.9	*	*
24 Hours	12,300		12%	7%	39%	42%	75%	16%	1%	*	3%	6%	9.5	7.6	12.7	*

TOWN OF GEORGINA

WARD 5



HOUSEHOLD CHARACTERISTICS

Households	Dwelling Type			Household Size					Number of Available Vehicles					Household Averages				
	House	Townhouse	Apartment	1	2	3	4	5+	0	1	2	3	4+	Persons	Workers	Drivers	Vehicles	Trips/day
3,800	98%	0%	2%	12%	40%	23%	16%	9%	0%	27%	46%	18%	8%	2.7	1.7	2.1	2.1	5.2

POPULATION CHARACTERISTICS

Population	Age							Daily Trips per Person (age 11+)	Daily Work Trips per Worker	Population	Employment Type			Student	Licenced	Transit
	0 - 10	11 - 15	16 - 25	26 - 45	46 - 64	65+	Median				Full Time	Part Time	At Home			
	Male															
	5,000	53%	6%	5%	17%	77%	4%									
Female																
5,400	34%	14%	5%	21%	75%	*										

TRIPS MADE BY RESIDENTS OF TOWN OF GEORGINA - WARD 5

Time Period	Trips	% 24 hr	Trip Purpose				Mode of Travel						Median Trip Length (km)			
			HB-W	HB-S	HB-D	N-HB	Driver	Pass.	Transit	GO Train	Wlk & Cy	Other	Driver	Pass.	Transit	GO Train
6-9 AM	5,200	25.9%	49%	19%	21%	10%	73%	8%	*	*	*	18%	23.6	24.1	*	*
24 Hours	20,100		37%	10%	35%	19%	76%	13%	*	1%	1%	9%	20.1	17.3	*	71.0

TRIPS TO TOWN OF GEORGINA - WARD 5

Time Period	Trips	% 24 hr	Trip Purpose				Mode of Travel						Median Trip Length (km)			
			Work	School	Home	Other	Driver	Pass.	Transit	GO Train	Wlk & Cy	Other	Driver	Pass.	Transit	GO Train
6-9 AM	1,300	12.5%	24%	29%	26%	20%	58%	*	*	*	*	36%	11.1	*	*	*
24 Hours	10,400		4%	4%	78%	14%	73%	14%	*	*	1%	12%	18.7	15.4	*	*