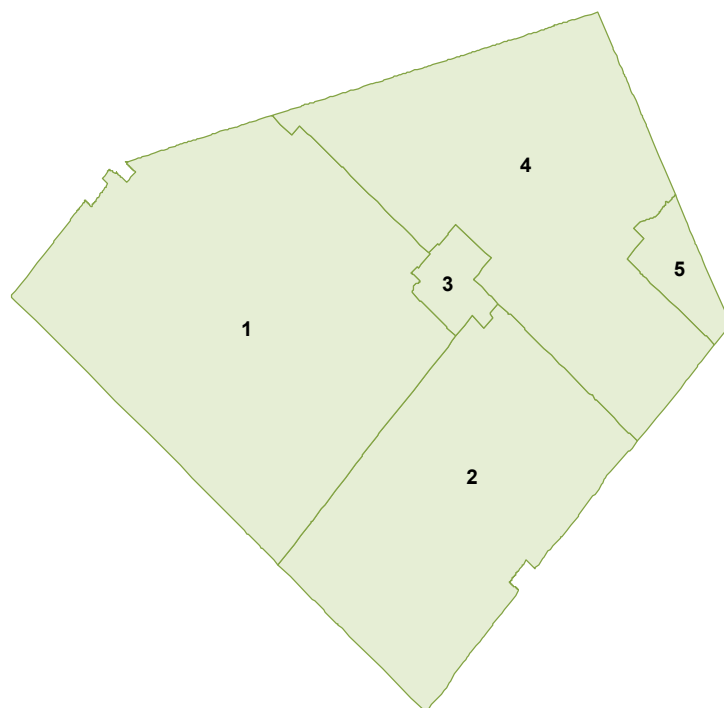


# TOWN OF CALEDON



## HOUSEHOLD CHARACTERISTICS

Households	Dwelling Type			Household Size					Number of Available Vehicles					Household Averages				
	House	Townhouse	Apartment	1	2	3	4	5+	0	1	2	3	4+	Persons	Workers	Drivers	Vehicles	Trips/day
19,900	93%	4%	3%	11%	33%	19%	24%	13%	2%	18%	53%	17%	10%	3.0	1.8	2.2	2.2	6.3

## POPULATION CHARACTERISTICS

Population	Age							Daily Trips per Person (age 11+)	Daily Work Trips per Worker	Population	Employment Type			Student	Licenced	Transit
	0 - 10	11 - 15	16 - 25	26 - 45	46 - 64	65+	Median				Full Time	Part Time	At Home			
59,500	14%	8%	13%	26%	28%	12%	40.3	2.5	0.74	30,200	34%	12%	5%	24%	72%	2%

## TRIPS MADE BY RESIDENTS OF TOWN OF CALEDON

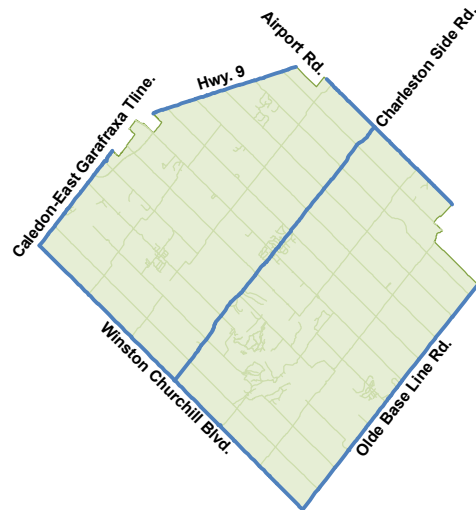
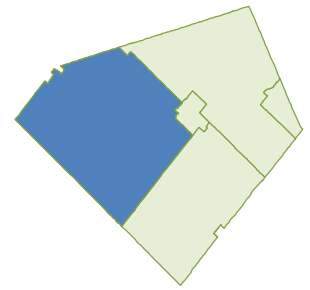
Time Period	Trips	% 24 hr	Trip Purpose				Mode of Travel						Median Trip Length (km)			
			HB-W	HB-S	HB-D	N-HB	Driver	Pass.	Transit	GO Train	Wlk & Cy	Other	Driver	Pass.	Transit	GO Train
6-9 AM	28,800	22.9%	54%	21%	17%	9%	72%	8%	1%	2%	3%	14%	19.6	12.4	14.4	39.2
24 Hours	125,600		34%	11%	39%	17%	74%	14%	1%	1%	2%	7%	14.3	9.2	20.3	38.8

## TRIPS TO TOWN OF CALEDON

Time Period	Trips	% 24 hr	Trip Purpose				Mode of Travel						Median Trip Length (km)			
			Work	School	Home	Other	Driver	Pass.	Transit	GO Train	Wlk & Cy	Other	Driver	Pass.	Transit	GO Train
6-9 AM	18,700	19.2%	41%	33%	5%	21%	61%	11%	1%	*	5%	22%	11.4	5.4	10.9	*
24 Hours	97,500		12%	7%	53%	28%	72%	15%	1%	1%	3%	9%	11.4	7.2	15.4	39.1

# TOWN OF CALEDON

## WARD 1



### HOUSEHOLD CHARACTERISTICS

Households	Dwelling Type			Household Size					Number of Available Vehicles					Household Averages				
	House	Townhouse	Apartment	1	2	3	4	5+	0	1	2	3	4+	Persons	Workers	Drivers	Vehicles	Trips/day
3,800	96%	0%	4%	13%	35%	21%	21%	9%	1%	19%	49%	19%	13%	2.8	1.7	2.1	2.3	5.6

### POPULATION CHARACTERISTICS

Population	Age							Daily Trips per Person (age 11+)	Daily Work Trips per Worker	Population	Employment Type			Student	Licenced	Transit
	0 - 10	11 - 15	16 - 25	26 - 45	46 - 64	65+	Median				Full Time	Part Time	At Home			
	Male															
	5,300	44%	5%	6%	19%	75%	4%									
Female																
10,600	13%	7%	11%	21%	32%	15%	44.9	2.3	0.71	5,300	32%	12%	7%	24%	75%	3%

### TRIPS MADE BY RESIDENTS OF TOWN OF CALEDON - WARD 1

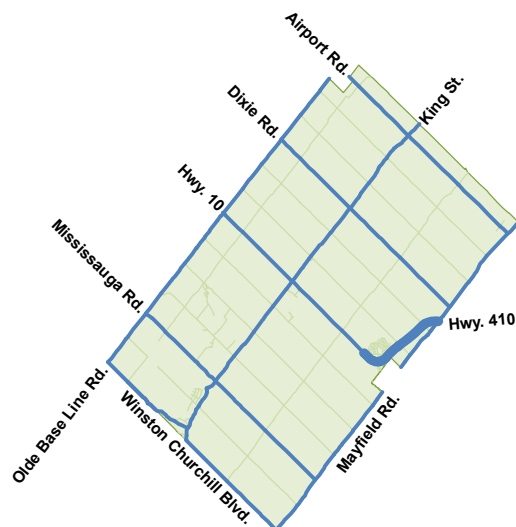
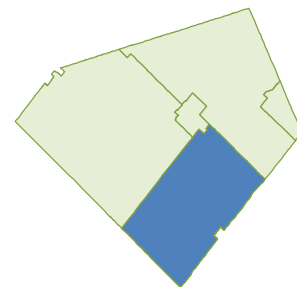
Time Period	Trips	% 24 hr	Trip Purpose				Mode of Travel						Median Trip Length (km)			
			HB-W	HB-S	HB-D	N-HB	Driver	Pass.	Transit	GO Train	Wlk & Cy	Other	Driver	Pass.	Transit	GO Train
6-9 AM	3,900	18.4%	60%	23%	12%	5%	73%	3%	*	4%	*	20%	29.0	15.7	*	49.3
24 Hours	21,300		32%	11%	37%	20%	75%	14%	*	2%	1%	9%	22.9	19.4	*	49.6

### TRIPS TO TOWN OF CALEDON - WARD 1

Time Period	Trips	% 24 hr	Trip Purpose				Mode of Travel						Median Trip Length (km)			
			Work	School	Home	Other	Driver	Pass.	Transit	GO Train	Wlk & Cy	Other	Driver	Pass.	Transit	GO Train
6-9 AM	900	7.4%	52%	*	11%	29%	83%	*	*	*	*	*	16.4	*	*	*
24 Hours	11,700		7%	2%	72%	19%	74%	14%	*	2%	1%	10%	22.4	16.9	*	49.5

# TOWN OF CALEDON

## WARD 2



### HOUSEHOLD CHARACTERISTICS

Households	Dwelling Type			Household Size					Number of Available Vehicles					Household Averages				
	House	Townhouse	Apartment	1	2	3	4	5+	0	1	2	3	4+	Persons	Workers	Drivers	Vehicles	Trips/day
3,200	90%	8%	2%	10%	37%	14%	19%	19%	3%	18%	54%	15%	10%	3.1	2.0	2.2	2.2	6.6

### POPULATION CHARACTERISTICS

Population	Age							Daily Trips per Person (age 11+)	Daily Work Trips per Worker	Population	Employment Type			Student	Licenced	Transit
	0 - 10	11 - 15	16 - 25	26 - 45	46 - 64	65+	Median				Full Time	Part Time	At Home			
9,900	14%	6%	12%	28%	28%	11%	39.1	2.5	0.69	4,900	44%	3%	11%	22%	71%	3%

### TRIPS MADE BY RESIDENTS OF TOWN OF CALEDON - WARD 2

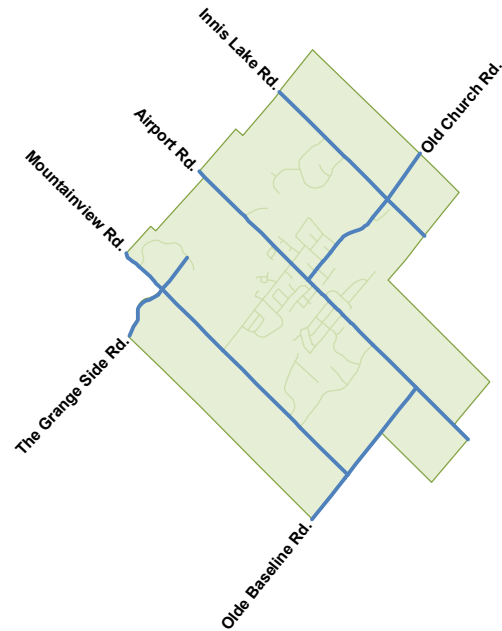
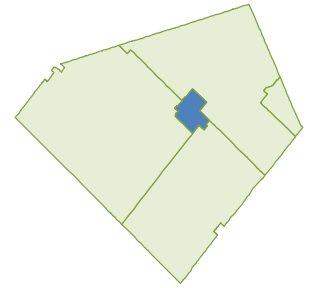
Time Period	Trips	% 24 hr	Trip Purpose				Mode of Travel						Median Trip Length (km)			
			HB-W	HB-S	HB-D	N-HB	Driver	Pass.	Transit	GO Train	Wlk & Cy	Other	Driver	Pass.	Transit	GO Train
6-9 AM	4,700	22.1%	55%	21%	18%	7%	71%	10%	*	3%	*	14%	15.3	13.6	*	36.6
24 Hours	21,200		33%	10%	40%	17%	73%	17%	1%	1%	*	7%	11.2	10.8	11.1	36.6

### TRIPS TO TOWN OF CALEDON - WARD 2

Time Period	Trips	% 24 hr	Trip Purpose				Mode of Travel						Median Trip Length (km)			
			Work	School	Home	Other	Driver	Pass.	Transit	GO Train	Wlk & Cy	Other	Driver	Pass.	Transit	GO Train
6-9 AM	4,000	24.2%	28%	44%	5%	23%	52%	16%	2%	*	*	29%	11.8	7.6	8.2	*
24 Hours	16,700		11%	11%	52%	26%	69%	17%	1%	1%	*	11%	11.6	9.2	11.0	37.3

# TOWN OF CALEDON

## WARD 3



### HOUSEHOLD CHARACTERISTICS

Households	Dwelling Type			Household Size					Number of Available Vehicles					Household Averages				
	House	Townhouse	Apartment	1	2	3	4	5+	0	1	2	3	4+	Persons	Workers	Drivers	Vehicles	Trips/day
1,300	97%	2%	1%	2%	39%	23%	26%	10%	0%	11%	54%	17%	19%	3.1	1.9	2.3	2.6	6.7

### POPULATION CHARACTERISTICS

Population	Age							Daily Trips per Person (age 11+)	Daily Work Trips per Worker	Population	Employment Type			Student	Licenced	Transit
	0 - 10	11 - 15	16 - 25	26 - 45	46 - 64	65+	Median				Full Time	Part Time	At Home			
4,000	12%	7%	18%	16%	32%	15%	44.3	2.5	0.76	2,000	43%	11%	6%	30%	76%	*

### TRIPS MADE BY RESIDENTS OF TOWN OF CALEDON - WARD 3

Time Period	Trips	% 24 hr	Trip Purpose				Mode of Travel						Median Trip Length (km)			
			HB-W	HB-S	HB-D	N-HB	Driver	Pass.	Transit	GO Train	Wlk & Cy	Other	Driver	Pass.	Transit	GO Train
6-9 AM	1,900	22.1%	49%	24%	14%	13%	66%	10%	*	*	7%	14%	21.9	3.5	*	*
24 Hours	8,700		32%	12%	39%	17%	72%	15%	1%	*	5%	6%	16.2	13.1	15.5	*

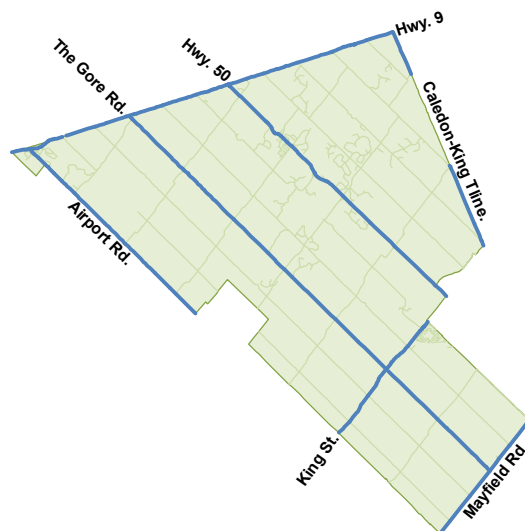
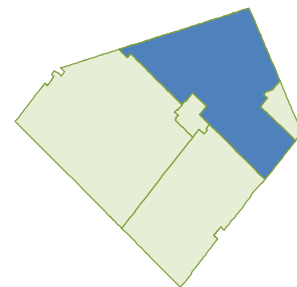
### TRIPS TO TOWN OF CALEDON - WARD 3

Time Period	Trips	% 24 hr	Trip Purpose				Mode of Travel						Median Trip Length (km)			
			Work	School	Home	Other	Driver	Pass.	Transit	GO Train	Wlk & Cy	Other	Driver	Pass.	Transit	GO Train
6-9 AM	1,400	20.2%	23%	55%	*	19%	37%	6%	*	*	10%	47%	11.4	0.8	*	*
24 Hours	7,000		9%	12%	50%	28%	68%	11%	*	*	6%	14%	12.1	11.6	*	*



# TOWN OF CALEDON

## WARD 4



### HOUSEHOLD CHARACTERISTICS

Households	Dwelling Type			Household Size					Number of Available Vehicles					Household Averages				
	House	Townhouse	Apartment	1	2	3	4	5+	0	1	2	3	4+	Persons	Workers	Drivers	Vehicles	Trips/day
3,500	96%	3%	2%	9%	31%	24%	19%	16%	1%	16%	52%	19%	11%	3.1	1.9	2.3	2.3	6.2

### POPULATION CHARACTERISTICS

Population	Age							Daily Trips per Person (age 11+)	Daily Work Trips per Worker	Population	Employment Type			Student	Licenced	Transit
	0 - 10	11 - 15	16 - 25	26 - 45	46 - 64	65+	Median				Full Time	Part Time	At Home			
	Male															
	5,300	50%	4%	6%	18%	76%	*									
Female																
5,600	31%	9%	9%	26%	69%	1%										

### TRIPS MADE BY RESIDENTS OF TOWN OF CALEDON - WARD 4

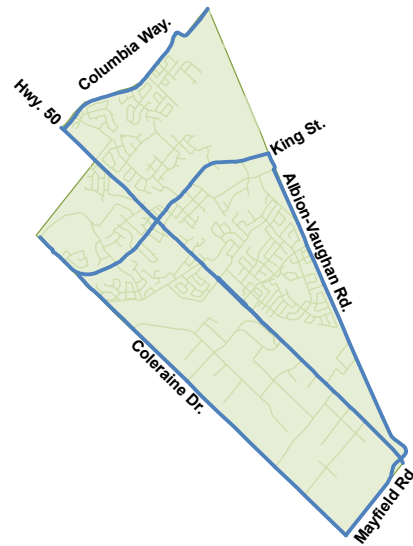
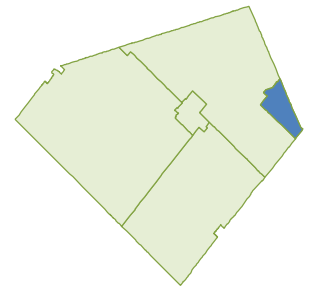
Time Period	Trips	% 24 hr	Trip Purpose				Mode of Travel						Median Trip Length (km)			
			HB-W	HB-S	HB-D	N-HB	Driver	Pass.	Transit	GO Train	Wlk & Cy	Other	Driver	Pass.	Transit	GO Train
6-9 AM	5,400	24.9%	54%	22%	16%	7%	73%	6%	2%	*	2%	17%	20.9	15.2	10.7	*
24 Hours	21,800		33%	11%	38%	18%	78%	11%	1%	*	2%	8%	15.2	8.3	10.5	*

### TRIPS TO TOWN OF CALEDON - WARD 4

Time Period	Trips	% 24 hr	Trip Purpose				Mode of Travel						Median Trip Length (km)			
			Work	School	Home	Other	Driver	Pass.	Transit	GO Train	Wlk & Cy	Other	Driver	Pass.	Transit	GO Train
6-9 AM	2,300	16.8%	24%	49%	8%	18%	44%	11%	*	*	8%	37%	9.9	5.3	*	*
24 Hours	13,500		8%	9%	66%	17%	70%	13%	1%	*	3%	13%	16.1	10.1	11.2	*

# TOWN OF CALEDON

## WARD 5



### HOUSEHOLD CHARACTERISTICS

Households	Dwelling Type			Household Size					Number of Available Vehicles					Household Averages				
	House	Townhouse	Apartment	1	2	3	4	5+	0	1	2	3	4+	Persons	Workers	Drivers	Vehicles	Trips/day
8,100	92%	4%	4%	13%	31%	16%	28%	11%	2%	20%	55%	16%	6%	3.0	1.8	2.1	2.1	6.5

### POPULATION CHARACTERISTICS

Population	Age							Daily Trips per Person (age 11 +)	Daily Work Trips per Worker	Population	Employment Type			Student	Licenced	Transit
	0 - 10	11 - 15	16 - 25	26 - 45	46 - 64	65+	Median				Full Time	Part Time	At Home			
24,100	15%	8%	13%	27%	26%	11%	39.6	2.6	0.78	12,300	35%	12%	3%	25%	70%	2%

### TRIPS MADE BY RESIDENTS OF TOWN OF CALEDON - WARD 5

Time Period	Trips	% 24 hr	Trip Purpose				Mode of Travel						Median Trip Length (km)			
			HB-W	HB-S	HB-D	N-HB	Driver	Pass.	Transit	GO Train	Wlk & Cy	Other	Driver	Pass.	Transit	GO Train
6-9 AM	12,800	24.4%	52%	20%	18%	10%	73%	9%	1%	1%	5%	10%	18.4	6.6	34.7	37.5
24 Hours	52,700		35%	12%	39%	15%	73%	15%	1%	1%	4%	6%	12.8	4.8	33.3	38.0

### TRIPS TO TOWN OF CALEDON - WARD 5

Time Period	Trips	% 24 hr	Trip Purpose				Mode of Travel						Median Trip Length (km)			
			Work	School	Home	Other	Driver	Pass.	Transit	GO Train	Wlk & Cy	Other	Driver	Pass.	Transit	GO Train
6-9 AM	10,100	20.8%	52%	23%	5%	20%	70%	10%	*	*	6%	14%	10.7	2.9	*	*
24 Hours	48,600		16%	5%	46%	33%	74%	15%	0%	0%	4%	6%	6.2	2.9	34.3	38.0