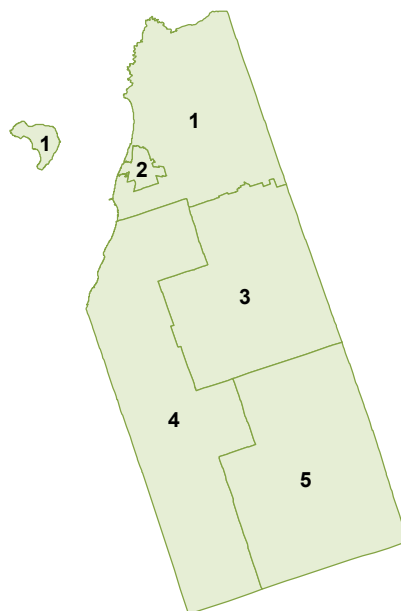
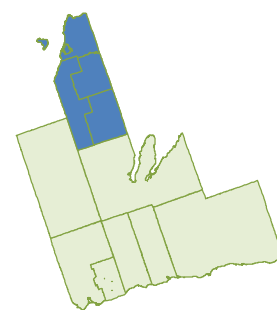


TOWNSHIP OF BROCK



HOUSEHOLD CHARACTERISTICS

Households	Dwelling Type			Household Size					Number of Available Vehicles					Household Averages				
	House	Townhouse	Apartment	1	2	3	4	5+	0	1	2	3	4+	Persons	Workers	Drivers	Vehicles	Trips/day
4,500	90%	3%	7%	20%	39%	18%	15%	7%	3%	33%	43%	13%	7%	2.5	1.5	1.9	1.9	4.9

POPULATION CHARACTERISTICS

Population	Age							Daily Trips per Person (age 11+)	Daily Work Trips per Worker	Population	Employment Type			Student	Licenced	Transit
	0 - 10	11 - 15	16 - 25	26 - 45	46 - 64	65+	Median				Full Time	Part Time	At Home			
11 400	14%	5%	9%	24%	30%	18%	44.6	2.3	0.67	5 400	29%	13%	6%	11%	81%	1%

TRIPS MADE BY RESIDENTS OF TOWNSHIP OF BROCK

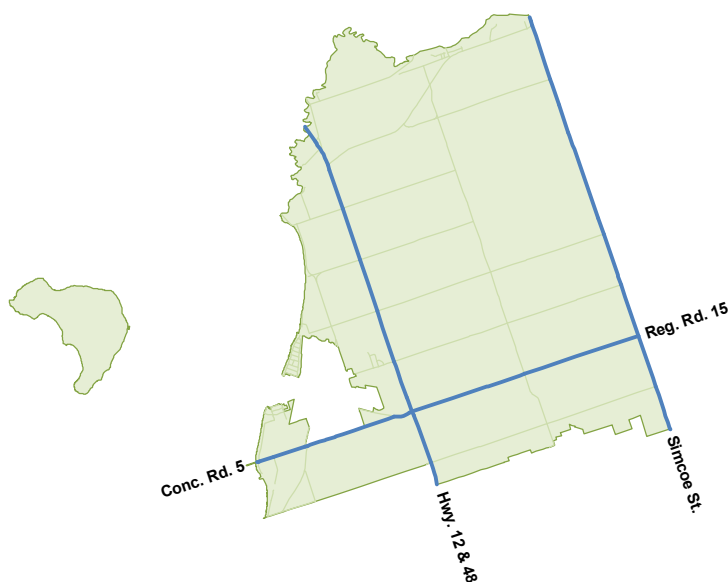
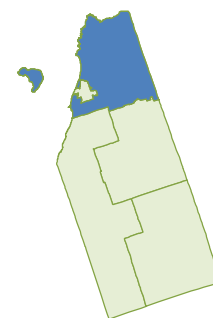
Time Period	Trips	% 24 hr	Trip Purpose				Mode of Travel						Median Trip Length (km)			
			HB-W	HB-S	HB-D	N-HB	Driver	Pass.	Transit	GO Train	Wlk & Cy	Other	Driver	Pass.	Transit	GO Train
6-9 AM	4,400	19.6%	52%	17%	20%	11%	77%	7%	*	*	4%	11%	18.3	5.0	*	*
24 Hours	22,400		31%	8%	43%	18%	78%	14%	1%	*	2%	5%	13.5	10.2	47.3	*

TRIPS TO TOWNSHIP OF BROCK

Time Period	Trips	% 24 hr	Trip Purpose				Mode of Travel						Median Trip Length (km)			
			Work	School	Home	Other	Driver	Pass.	Transit	GO Train	Wlk & Cy	Other	Driver	Pass.	Transit	GO Train
6-9 AM	3,100	18.1%	43%	21%	12%	24%	70%	10%	*	*	5%	15%	9.5	4.9	*	*
24 Hours	16,900		12%	4%	54%	30%	76%	14%	*	*	3%	6%	10.2	9.7	*	*

TOWNSHIP OF BROCK

WARD 1



HOUSEHOLD CHARACTERISTICS

Households	Dwelling Type			Household Size					Number of Available Vehicles					Household Averages				
	House	Townhouse	Apartment	1	2	3	4	5+	0	1	2	3	4+	Persons	Workers	Drivers	Vehicles	Trips/day
700	93%	7%	0%	21%	53%	18%	8%	0%	0%	41%	43%	9%	7%	2.1	1.2	1.8	1.9	4.5

POPULATION CHARACTERISTICS

Population	Age							Daily Trips per Person (age 11+)	Daily Work Trips per Worker	Population	Employment Type			Student	Licenced	Transit
	0 - 10	11 - 15	16 - 25	26 - 45	46 - 64	65+	Median				Full Time	Part Time	At Home			
	Male															
	800	27%	*	20%	14%	82%	*									
Female																
600	25%	12%	*	*	92%	*										

TRIPS MADE BY RESIDENTS OF TOWNSHIP OF BROCK - WARD 1

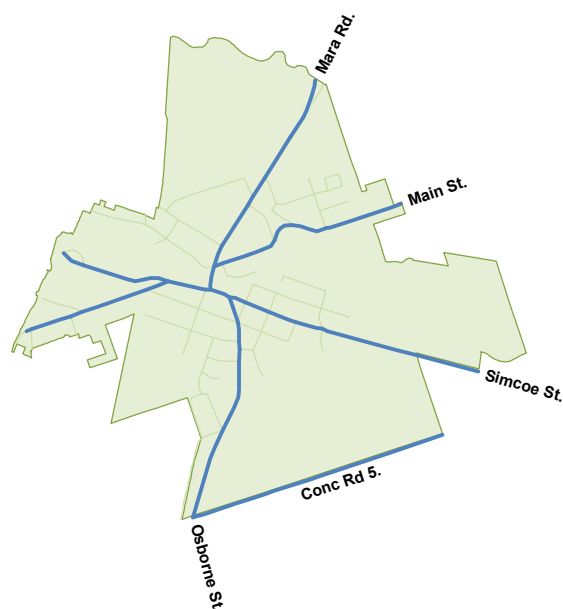
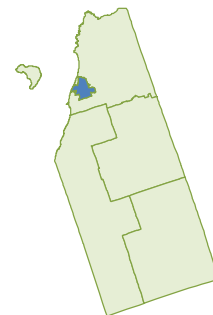
Time Period	Trips	% 24 hr	Trip Purpose				Mode of Travel						Median Trip Length (km)			
			HB-W	HB-S	HB-D	N-HB	Driver	Pass.	Transit	GO Train	Wlk & Cy	Other	Driver	Pass.	Transit	GO Train
6-9 AM	600	18.4%	44%	21%	23%	12%	85%	*	*	*	*	*	6.5	*	*	*
24 Hours	3,200		30%	7%	50%	13%	81%	16%	*	*	*	3%	4.4	9.9	*	*

TRIPS TO TOWNSHIP OF BROCK - WARD 1

Time Period	Trips	% 24 hr	Trip Purpose				Mode of Travel						Median Trip Length (km)			
			Work	School	Home	Other	Driver	Pass.	Transit	GO Train	Wlk & Cy	Other	Driver	Pass.	Transit	GO Train
6-9 AM	400	15.2%	47%	*	*	29%	72%	*	*	*	*	*	7.5	*	*	*
24 Hours	2,300		9%	*	60%	29%	81%	15%	*	*	*	4%	3.1	8.4	*	*

TOWNSHIP OF BROCK

WARD 2



HOUSEHOLD CHARACTERISTICS

Households	Dwelling Type			Household Size					Number of Available Vehicles					Household Averages				
	House	Townhouse	Apartment	1	2	3	4	5+	0	1	2	3	4+	Persons	Workers	Drivers	Vehicles	Trips/day
700	81%	2%	18%	33%	36%	13%	14%	4%	5%	48%	28%	10%	8%	2.2	1.0	1.7	1.7	4.4

POPULATION CHARACTERISTICS

Population	Age							Daily Trips per Person (age 11+)	Daily Work Trips per Worker	Population	Employment Type			Student	Licenced	Transit				
	0 - 10	11 - 15	16 - 25	26 - 45	46 - 64	65+	Median				Full Time	Part Time	At Home							
										Male										
										900	34%	9%	*	24%	74%	*				
										Female										
1,600	13%	3%	9%	18%	33%	25%	50.1	2.3	0.61	700	24%	18%	*	*	83%	*				

TRIPS MADE BY RESIDENTS OF TOWNSHIP OF BROCK - WARD 2

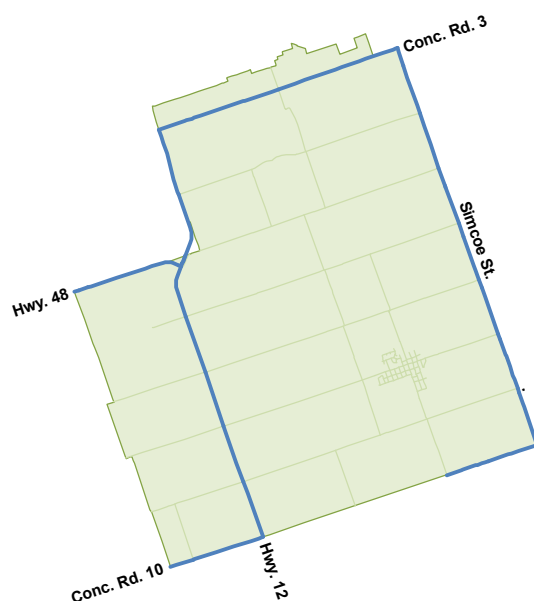
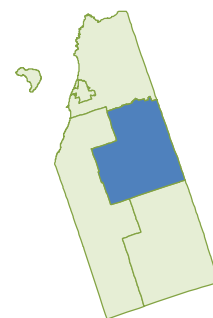
Time Period	Trips	% 24 hr	Trip Purpose				Mode of Travel						Median Trip Length (km)			
			HB-W	HB-S	HB-D	N-HB	Driver	Pass.	Transit	GO Train	Wlk & Cy	Other	Driver	Pass.	Transit	GO Train
6-9 AM	600	17.8%	40%	*	42%	*	83%	*	*	*	*	*	2.2	*	*	*
24 Hours	3,100		24%	4%	55%	16%	83%	11%	*	*	3%	3%	2.4	2.3	*	*

TRIPS TO TOWNSHIP OF BROCK - WARD 2

Time Period	Trips	% 24 hr	Trip Purpose				Mode of Travel						Median Trip Length (km)			
			Work	School	Home	Other	Driver	Pass.	Transit	GO Train	Wlk & Cy	Other	Driver	Pass.	Transit	GO Train
6-9 AM	600	20.3%	56%	*	18%	24%	87%	*	*	*	*	*	2.5	*	*	*
24 Hours	3,000		16%	*	43%	41%	82%	14%	*	*	3%	*	2.2	4.6	*	*

TOWNSHIP OF BROCK

WARD 3



HOUSEHOLD CHARACTERISTICS

Households	Dwelling Type			Household Size					Number of Available Vehicles					Household Averages				
	House	Townhouse	Apartment	1	2	3	4	5+	0	1	2	3	4+	Persons	Workers	Drivers	Vehicles	Trips/day
1,200	94%	0%	6%	18%	37%	21%	17%	7%	8%	32%	44%	13%	4%	2.6	1.5	1.8	1.7	5.0

POPULATION CHARACTERISTICS

Population	Age							Daily Trips per Person (age 11+)	Daily Work Trips per Worker	Population	Employment Type			Student	Licenced	Transit
	0 - 10	11 - 15	16 - 25	26 - 45	46 - 64	65+	Median				Full Time	Part Time	At Home			
3,200	18%	7%	5%	30%	25%	16%	40.3	2.3	0.60	1,600	32%	4%	13%	21%	67%	*

TRIPS MADE BY RESIDENTS OF TOWNSHIP OF BROCK - WARD 3

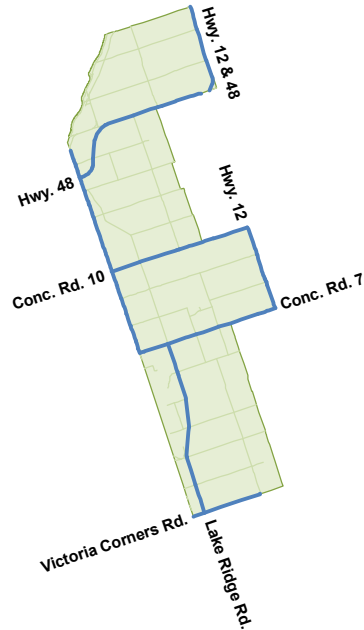
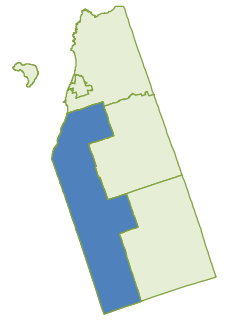
Time Period	Trips	% 24 hr	Trip Purpose				Mode of Travel						Median Trip Length (km)			
			HB-W	HB-S	HB-D	N-HB	Driver	Pass.	Transit	GO Train	Wlk & Cy	Other	Driver	Pass.	Transit	GO Train
6-9 AM	1,200	18.9%	52%	19%	18%	12%	70%	7%	*	*	9%	12%	25.0	0.8	*	*
24 Hours	6,200		27%	8%	45%	19%	72%	17%	1%	*	5%	4%	10.3	7.8	42.1	*

TRIPS TO TOWNSHIP OF BROCK - WARD 3

Time Period	Trips	% 24 hr	Trip Purpose				Mode of Travel						Median Trip Length (km)			
			Work	School	Home	Other	Driver	Pass.	Transit	GO Train	Wlk & Cy	Other	Driver	Pass.	Transit	GO Train
6-9 AM	1,000	20.9%	27%	49%	10%	15%	45%	8%	*	*	11%	36%	11.1	2.9	*	*
24 Hours	4,900		11%	11%	52%	26%	64%	17%	*	*	7%	10%	10.1	8.0	*	*

TOWNSHIP OF BROCK

WARD 4



HOUSEHOLD CHARACTERISTICS

Households	Dwelling Type			Household Size					Number of Available Vehicles					Household Averages				
	House	Townhouse	Apartment	1	2	3	4	5+	0	1	2	3	4+	Persons	Workers	Drivers	Vehicles	Trips/day
1,000	99%	0%	1%	14%	41%	23%	12%	11%	0%	24%	48%	19%	10%	2.7	1.7	2.1	2.2	4.9

POPULATION CHARACTERISTICS

Population	Age							Daily Trips per Person (age 11+)	Daily Work Trips per Worker	Population	Employment Type			Student	Licenced	Transit
	0 - 10	11 - 15	16 - 25	26 - 45	46 - 64	65+	Median				Full Time	Part Time	At Home			
2,500	13%	4%	9%	21%	34%	19%	48.9	2.1	0.69	1,200	33%	15%	*	12%	85%	*

TRIPS MADE BY RESIDENTS OF TOWNSHIP OF BROCK - WARD 4

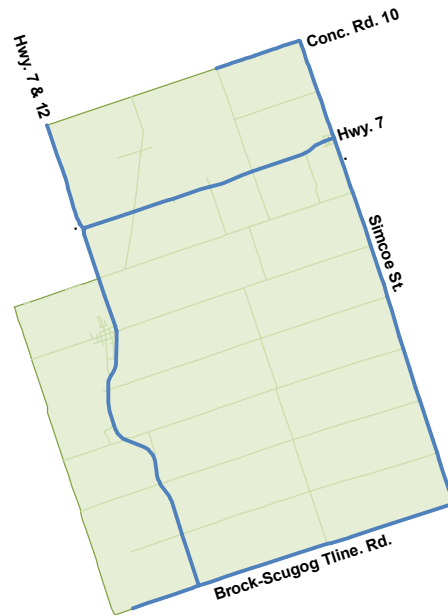
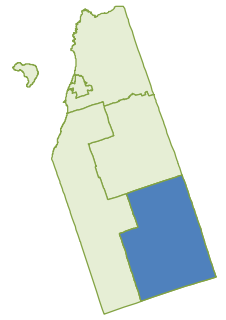
Time Period	Trips	% 24 hr	Trip Purpose				Mode of Travel						Median Trip Length (km)			
			HB-W	HB-S	HB-D	N-HB	Driver	Pass.	Transit	GO Train	W/lk & Cy	Other	Driver	Pass.	Transit	GO Train
6-9 AM	900	18.9%	56%	17%	13%	15%	72%	15%	*	*	*	13%	19.8	4.8	*	*
24 Hours	4,700		37%	7%	37%	19%	76%	18%	*	*	*	5%	16.5	11.7	*	*

TRIPS TO TOWNSHIP OF BROCK - WARD 4

Time Period	Trips	% 24 hr	Trip Purpose				Mode of Travel						Median Trip Length (km)			
			Work	School	Home	Other	Driver	Pass.	Transit	GO Train	W/lk & Cy	Other	Driver	Pass.	Transit	GO Train
6-9 AM	400	13.6%	60%	*	*	36%	81%	*	*	*	*	*	4.9	*	*	*
24 Hours	2,800		13%	*	68%	19%	76%	18%	*	*	*	4%	16.4	16.1	*	*

TOWNSHIP OF BROCK

WARD 5



HOUSEHOLD CHARACTERISTICS

Households	Dwelling Type			Household Size					Number of Available Vehicles					Household Averages				
	House	Townhouse	Apartment	1	2	3	4	5+	0	1	2	3	4+	Persons	Workers	Drivers	Vehicles	Trips/day
900	81%	7%	12%	18%	34%	15%	19%	13%	3%	27%	51%	11%	9%	2.8	1.9	2.1	2.0	5.7

POPULATION CHARACTERISTICS

Population	Age							Daily Trips per Person (age 11 +)	Daily Work Trips per Worker	Population	Employment Type			Student	Licenced	Transit
	0 - 10	11 - 15	16 - 25	26 - 45	46 - 64	65+	Median				Full Time	Part Time	At Home			
2,500	16%	6%	13%	26%	28%	12%	39.6	2.4	0.73	1,100	32%	10%	14%	12%	82%	*

TRIPS MADE BY RESIDENTS OF TOWNSHIP OF BROCK - WARD 5

Time Period	Trips	% 24 hr	Trip Purpose				Mode of Travel						Median Trip Length (km)			
			HB-W	HB-S	HB-D	N-HB	Driver	Pass.	Transit	GO Train	Wlk & Cy	Other	Driver	Pass.	Transit	GO Train
6-9 AM	1,200	22.8%	60%	17%	15%	8%	82%	*	*	*	*	11%	21.2	*	*	*
24 Hours	5,100		36%	10%	36%	18%	84%	8%	*	*	*	7%	17.5	10.3	*	*

TRIPS TO TOWNSHIP OF BROCK - WARD 5

Time Period	Trips	% 24 hr	Trip Purpose				Mode of Travel						Median Trip Length (km)			
			Work	School	Home	Other	Driver	Pass.	Transit	GO Train	Wlk & Cy	Other	Driver	Pass.	Transit	GO Train
6-9 AM	700	18.0%	43%	14%	15%	28%	81%	9%	*	*	*	*	10.7	2.1	*	*
24 Hours	3,900		11%	3%	54%	33%	84%	8%	*	*	*	7%	14.9	4.6	*	*